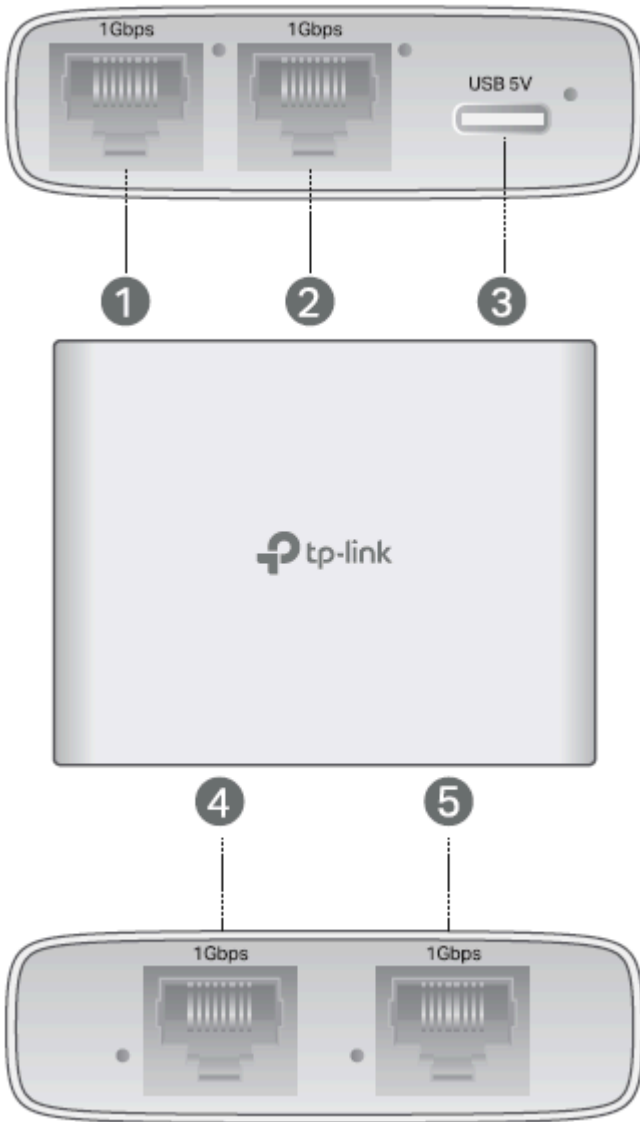




EH310_Installation Guide

☰ Table of Contents

1 Product Overview



<p>① ② ④ ⑤</p> <p>1 Gbps Ethernet Port</p>	<p>For connecting to your device such as switches, TVs, routers, computers, etc.</p>
<p>③</p> <p>USB-C Port*</p>	<p>For charging via a USB power adapter, PC, laptop, etc.</p> <p>* Does not support data transfer.</p>

 Ethernet Port LED	On: Link present but no activity Flashing: Transmitting/receiving data Off: No link * It might take a few seconds to light up after connected.
 Power LED	On: Power on Off: Power off

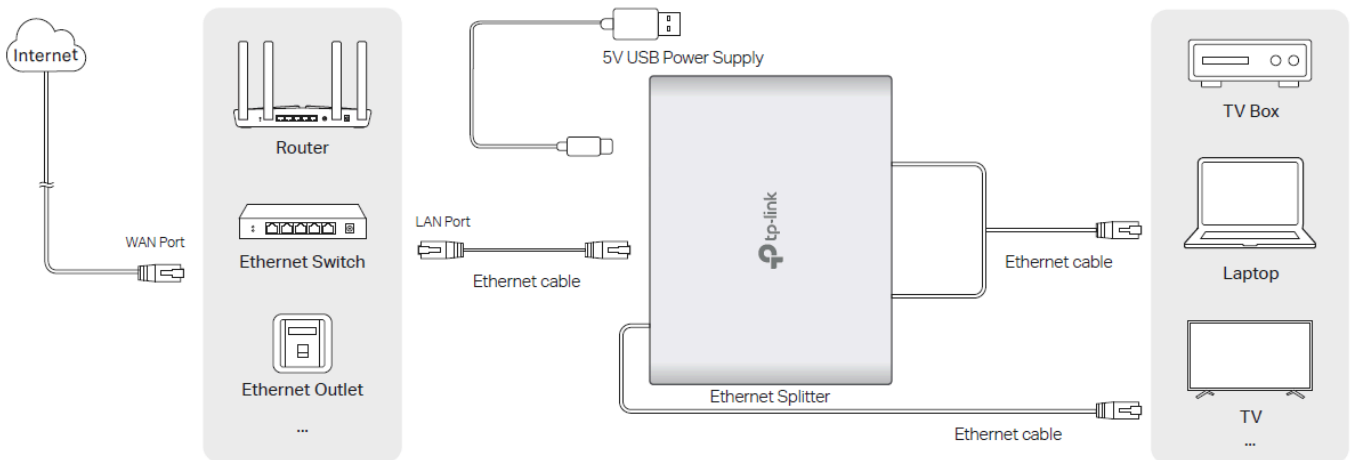
2 Connect the device

This Gigabit Ethernet Splitter supports the Plug and Play feature.

Power it on with the included USB cable. Then connect your devices to the splitter via Ethernet cables and start using it immediately.

Note:

1. You can connect your router/switch to any Ethernet port on the splitter. Make sure one of the ports is used for internet access.
2. This device is compatible with various network cables such as Cat 5/5e/6/7/8. To ensure stable network connection and transmission rate over medium and long distances, it is recommended to use Cat 5e and above.



3 Frequently Asked Questions (FAQ)

Q1. Why is the Power LED not lit?

The Power LED should be lit when the power system is working normally. If the Power LED is not lit, please try the following:

A1: Make sure the splitter is plugged in with a USB-C charging cable properly.

A2: Make sure the power supply's voltage meets the splitter's input voltage requirements.

A3: Make sure the power source is ON.

Q2. Why is the Ethernet Port LED not lit when a device is connected to the corresponding port?

Please try the following:

A1: Make sure that the cable connectors are firmly plugged into the splitter and the device.

A2: Make sure the connected device is turned on and works normally.

A3: Try to change the connected device's transmission speed and duplex mode.

A4: The cable must be less than 100 meters long (328 feet).

Specifications

Standard	IEEE802.3, IEEE802.3i, IEEE802.3u, IEEE802.3ab, IEEE802.3x, IEEE802.1p
Protocol	CSMA/CD
Interface	4×1 Gbps Auto-Negotiation RJ45 Ports
LED Indicators	Power Port LED, RJ45 Ethernet Port LEDs
Data Transfer Rate	1000 Mbps, backward compatibility with 100 Mbps/10 Mbps *Gigabit Ethernet: 2000 Mbps (Full Duplex)
Operating Temperature	0 °C to 40 °C (32 °F to 104 °F)
Operating Humidity	10% to 90% RH non-condensing
Storage Humidity	5% to 90% RH non-condensing
Transfer Method	Store-and-Forward
MAC Address Learning	Automatically learning, automatically aging
Frame Forward Rate	10Base-T: 14881 pps/Port 100Base-Tx: 148810 pps/Port 1000Base-T: 1488095 pps/Port
USB-C Input	5V 0.3A

Authentication



TP-Link hereby declares that the 1 to 3 Gigabit Ethernet Splitter is in compliance with the essential requirements and other relevant provisions of directives 2014/30/EU, 2011/65/EU and (EU)2015/863.

The original EU declaration of conformity may be found at <https://www.tp-link.com/en/support/ce/>



TP-Link hereby declares that the 1 to 3 Gigabit Ethernet Splitter is in compliance with the essential requirements and other relevant provisions of the Electromagnetic Compatibility Regulations 2016. The original UK declaration of conformity may be found at <https://www.tp-link.com/support/ukca/>

FCC compliance information statement



Product Name: 1 to 3 Gigabit Ethernet Splitter

Model Number: EH310

Responsible Party:

TP-Link Systems Inc.

Address: 10 Mauchly, Irvine, CA 92618

Website: <http://www.tp-link.com/us/>

Tel: +1 626 333 0234

Fax: +1 909 527 6804

E-mail: sales.usa@tp-link.com

This equipment has been tested and found to comply with the limits for a Class B digital device, pursuant to part 15 of the FCC Rules. These limits are designed to provide reasonable protection against harmful interference in a residential installation. This equipment generates, uses and can radiate radio frequency energy and, if not installed and used in accordance with the instructions, may cause harmful interference to radio communications. However, there is no guarantee that interference will not occur in a particular installation. If this equipment does cause harmful interference to radio or television reception, which can be determined by turning the equipment off and on, the user is encouraged to try to correct the interference by one or more of the following measures:

- Reorient or relocate the receiving antenna.
- Increase the separation between the equipment and receiver.
- Connect the equipment into an outlet on a circuit different from that to which the receiver is connected.
- Consult the dealer or an experienced radio/ TV technician for help.

This device complies with part 15 of the FCC Rules. Operation is subject to the following two conditions:

1. This device may not cause harmful interference.
2. This device must accept any interference received, including interference that may cause undesired operation.

Any changes or modifications not expressly approved by the party responsible for compliance could void the user's authority to operate the equipment.

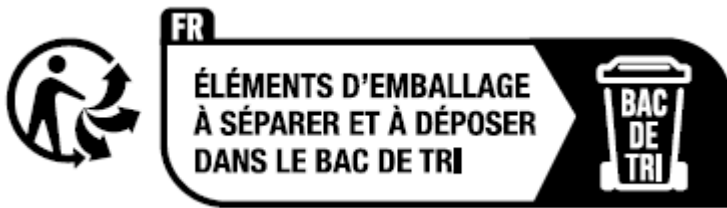
Note: The manufacturer is not responsible for any radio or TV interference caused by unauthorized modifications to this equipment. Such modifications could void the user's authority to operate the equipment.

We, TP-Link Systems Inc., has determined that the equipment shown as above has been shown to comply with the applicable technical standards, FCC part 15. There is no unauthorized change is made in the equipment and the equipment is properly maintained and operated.

Issue Date: 2025-12-5

Industry Canada Statement

CAN ICES-003 (B)/NMB-003(B)



Продукт сертифіковано згідно с правилами системи УкрСЕПРО на відповідність вимогам нормативних документів та вимогам, що передбачені чинними законодавчими актами України.



Safety Information

- When the product has a power button, the power button is one of the ways to shut off the product; when there is no power button, the only way to completely shut off power is to disconnect the product or the power adapter from the power source.
- Do not attempt to disassemble, repair, or modify the device. If you need service, please contact us.

- Keep the device away from water, fire, humidity or hot environments.
- This equipment can be powered only by equipments that comply with Power Source Class 2 (PS2) or Limited Power Source (LPS) defined in the standard of IEC 62368-1.
- Operating Temperature: 0°C~40°C (32°F~104°F),
- Storage Temperature: -40°C~60°C (-40°F ~140°F)
- 運作溫度: 0°C~40°C (32°F~104°F)

安全諮詢及注意事項










請使用原裝電源供應器或只能按照本產品注明的電源類型使用本產品。
 清潔本產品之前請先拔掉電源線。請勿使用液體、噴霧清潔劑或濕布進行清潔。
 注意防潮，請勿將水或其他液體潑灑到本產品上。
 插槽與開口供通風使用，以確保本產品的操作可靠並防止過熱，請勿堵塞或覆蓋開口。
 請勿將本產品置放於靠近熱源的地方。除非有正常的通風，否則不可放在密閉位置中。
 不要私自拆開機殼或自行維修，如產品有故障請與原廠或代理商聯繫。

限用物質含有情況標示聲明書

設備名稱：1 to 3 Gigabit Ethernet Splitter Equipment name		型號 (型式)：EH310 Type designation (Type)				
單元 Unit	限用物質及其化學符號 Restricted substances and its chemical symbols					
	鉛 Lead (Pb)	汞 Mercury (Hg)	鎘 Cadmium (Cd)	六價鉻 Hexavalent chromium (Cr+6)	多溴聯苯 Polybrominated biphenyls (PBB)	多溴二苯醚 Polybrominated diphenyl ethers (PBDE)
PCB	○	○	○	○	○	○
外殼	○	○	○	○	○	○
塑料組件	○	○	○	○	○	○
其他及其配件	-	○	○	○	○	○
<p>備考1. “超出0.1 wt %” 及 “超出0.01 wt %” 係指限用物質之百分比含量超出百分比含量基準值 Note 1: “Exceeding 0.1 wt %” and “exceeding 0.01 wt %” indicate that the percentage content of the restricted substance exceeds the reference percentage value of presence condition.</p> <p>備考2. “○” 係指該項限用物質之百分比含量未超出百分比含量基準值。 Note 2: “○” indicates that the percentage content of the restricted substance does not exceed the percentage of reference value of presence.</p> <p>備考3. “-” 係指該項限用物質為排除項目。 Note 3: The “-” indicates that the restricted substance corresponds to the exemption.</p>						

Explanation of the symbols on the product label 產品標籤上符號的解釋

The equipment marking is at the bottom of the device. Symbols may vary from products. 設備標記位於設備底部。符號可能因產品而異。

Symbol 符號解釋	Explanation 解釋
	Class II equipment II类设备
	Alternating current 交流電
	DC voltage 直流電壓
	Polarity of output terminals 輸出端子極性
	Indoor use only 僅限室內使用
	Energy efficiency Marking 能源效率標示
	Caution 警告
	Operator's manual 操作手冊
	<p>RECYCLING</p> <p>This product bears the selective sorting symbol for Waste electrical and electronic equipment (WEEE). This means that this product must be handled pursuant to European directive 2012/19/EU in order to be recycled or dismantled to minimize its impact on the environment.</p> <p>User has the choice to give his product to a competent recycling organization or to the retailer when he buys a new electrical or electronic equipment.</p> <p>回收利用</p> <p>本產品標示有「廢棄電氣電子設備 (WEEE) 」的分類回收標誌。這表示本產品必須依據歐盟指令 2012/19/EU 進行妥善回收或拆解，以減少對環境的影響。</p> <p>使用者可選擇將本產品交給合格的回收機構，或在購買新電器或電子設備時，交回給零售商進行回收處理。</p>

Sign Up for News & Offers

[Sign Up](#)

Follow Us

About

[About Us](#)[Corporate Information](#)[Our Security Commitment](#)[Sustainability](#)[Privacy Policy](#)[Ethical Violation Complaint](#)[Accessibility](#)[Contact Us](#)

Press

[News](#)[Blog](#)[Awards](#)[Security Advisory](#)

Learning Center

[Technology Library](#)

Worldwide / English

©2026 TP-Link Systems Inc. and its affiliated companies. All rights reserved.

TP-Link, Tapo, Kasa, Omada, VIGI, Aginet, HomeShield, and Tapo Care branded products are products of TP-Link Systems Inc. or its affiliates.

Note: Some services and materials may require you to accept additional terms and conditions before access or use.

References to "TP-Link" may include TP-Link Systems Inc., its subsidiaries, or business units within the TP-Link corporate structure, as applicable.

The materials provided, including but not limited to press releases, presentations, blog posts, and webcasts, are current as of the date of publication and may be superseded by subsequent updates.