




LiteWave PoE Switches


Datasheet

LiteWave Series


**Ideal for
Basic
Networks**



LS105LP/LS105GP



LS106LP/LS108GP



LS109P/LS1210GP

Overview

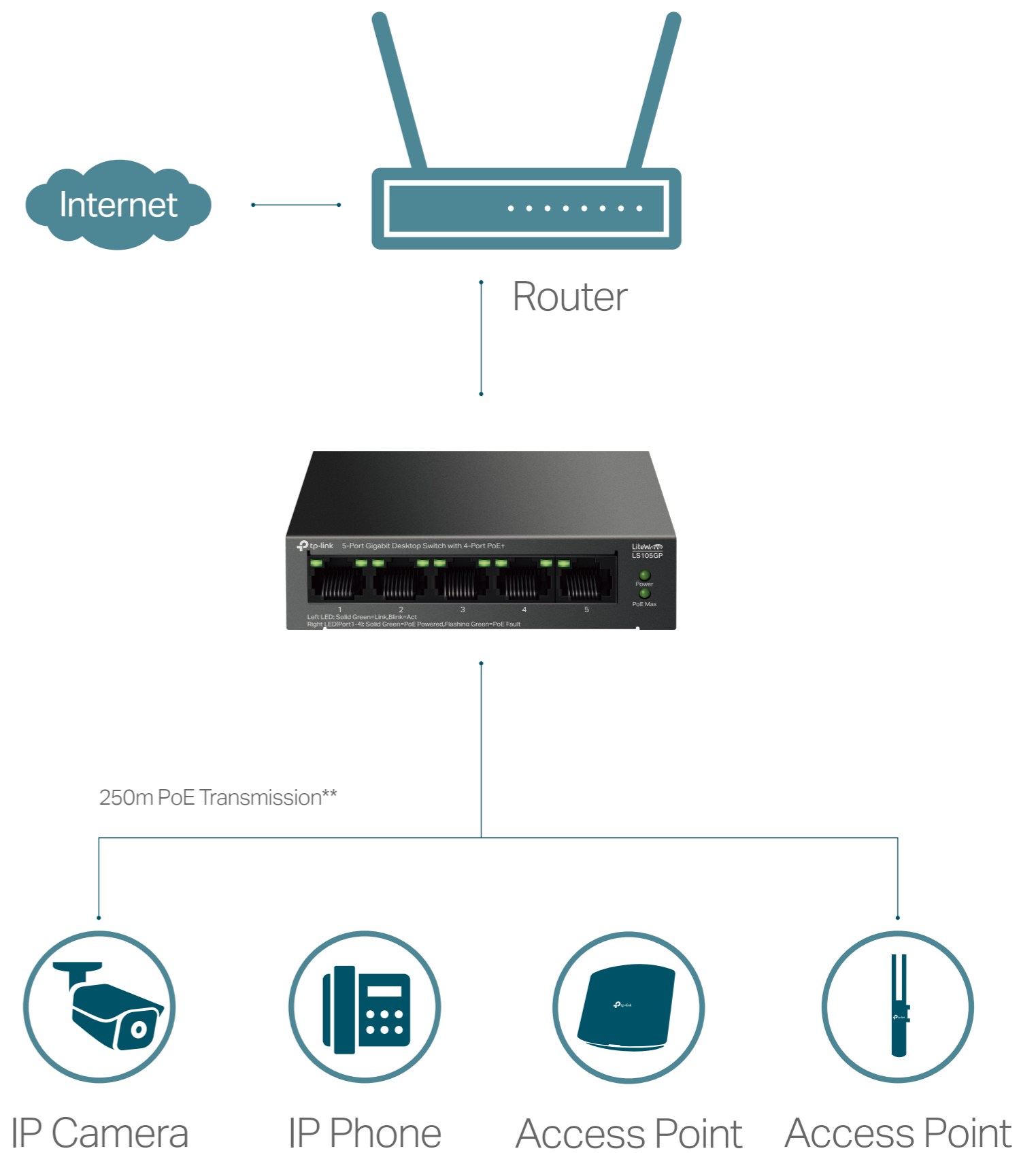
The TP-Link LiteWave Series PoE Switches require no configuration and provide PoE (Power over Ethernet) ports. They can automatically detect and supply power with all IEEE 802.3af/at compliant Powered Devices (PDs). In this situation, the electrical power is transmitted along with data in one single cable allowing you to expand your network to where there are no power lines or outlets, where you wish to fix devices such as APs, IP Cameras or IP Phones, etc.







Highlights

- With multiple PoE ports, transfer data and power on one single cable
- Working with IEEE 802.3af /at compliant PDs, expand your network*
- 802.1p/DSCP QoS enable smooth latency-sensitive traffic
- Up to 250 m data and power transmission under Extend Mode** specially designed for surveillance system
- Isolation Mode (for LS109P&LS1210GP only) allows one-click client traffic separation for higher security and performance
- PoE Auto Recovery guarantees stable operation of PoE devices by automatically rebooting the dropped or unresponsive PD devices
- Plug and play, no configuration and installation required

Network Diagram

Note: LS105GP is used for demonstration



Product Pictures						
Model	LS105LP	LS106LP	LS109P	LS105GP	LS108GP	LS1210GP
Standards	IEEE802.3i, IEEE802.3u, IEEE802.3x, IEEE802.3af		IEEE802.3i, IEEE802.3u, IEEE802.3x, IEEE802.3af, IEEE802.3at	IEEE 802.3i, IEEE 802.3u, IEEE 802.3ab, IEEE 802.3x, IEEE 802.3af, IEEE 802.3at, IEEE 802.1p	IEEE 802.3i, IEEE 802.3u, IEEE 802.3ab, IEEE 802.3x, IEEE 802.3af, IEEE 802.3at, IEEE 802.1p, IEEE 802.3z	
Interface	5 10/100 Mbps RJ45 Ports	6 10/100 Mbps RJ45 Ports	9 10/100 Mbps RJ45 Ports	5 10/100/1000 Mbps RJ45 Ports	8 10/100/1000 Mbps RJ45 Ports	9 10/100/1000 Mbps RJ45 Ports 1 1000 Mbps SFP port
Network Media (Cable)	10BASE-T: UTP category 3, 4, 5 cable (maximum 100 m); EIA/TIA-568 100Ω STP (maximum 100 m) 100BASE-TX: UTP category 5, 5e cable (maximum 100 m); EIA/TIA-568 100Ω STP (maximum 100 m)			10BASE-T: UTP category 3, 4, 5 cable (maximum 100 m); EIA/TIA-568 100 Ω STP (maximum 100 m) 100BASE-TX: UTP category 5, 5e cable (maximum 100 m); EIA/TIA-568 100 Ω STP (maximum 100 m) 1000BASE-T: UTP category 5e cable or above (maximum 100 m); EIA/TIA-568 100 Ω STP (maximum 100 m)		
PoE	PoE Standard	PoE Standard: IEEE 802.3af		IEEE 802.3af, IEEE 802.3at		
	PoE Port	Port 1–4, up to 15.4 W per port		Port 1–8, up to 30 W per port	Port 1–8, up to 30 W per port	
	PoE Power Budget	41 W***		63 W***	65 W***	62 W*** 61W***
Auto Negotiation	Yes					
Auto MDI/MDIX	Yes					
Max Power Consumption	2.40 W (220 V/50 Hz no PD connected) 46.45 W (220 V/50 Hz with 41 W PD connected)	2.53 W (220 V/50 Hz no PD connected) 47.76 W (220 V/50 Hz with 41 W PD connected)	3.67 W (220 V/50 Hz no PD connected) 73.24 W (220 V/50 Hz with 63 W PD connected)	4 W (220 V/50 Hz no PD connected) 74.46 W (220 V/50 Hz with 65 W PD connected)	5.53 W (220 V/50 Hz no PD connected) 71.61 W (220 V/50 Hz with 62W PD connected)	7.3 W (220 V/50 Hz no PD connected) 76.96 W (220 V/50 Hz with 61 W PD connected)
Max Heat Dissipation	8.15 BTU/h (220 V/50 Hz no PD connected) 157.93 BTU/h (220 V/50 Hz with 41 W PD connected)	8.61 BTU/h (220 V/50 Hz no PD connected) 162.38 BTU/h (220 V/50 Hz with 41 W PD connected)	12.48 BTU/h (220 V/50 Hz no PD connected) 249 BTU/h (220 V/50 Hz with 63 W PD connected)	13.6 BTU/h (220 V/50 Hz no PD connected) 253.16 BTU/h (220 V/50 Hz with 65 W PD connected)	18.81 BTU/h (220 V/50 Hz no PD connected) 243.47 BTU/h (220 V/50 Hz with 62W PD connected)	24.82 BTU/h (220 V/50 Hz no PD connected) 261.66 BTU/h (220 V/50 Hz with 61 W PD connected)
Forwarding Mode	Store and Forward					
Switch Capacity	1 Gbps	1.2 Gbps	1.8 Gbps	10 Gbps	16 Gbps	20 Gbps
MAC Address Table	2k, Auto-learning, Auto-aging				4k, Auto-learning, Auto-aging	
Extend Mode	YES (Ports 1-4)		YES (Ports 1-4/Ports 1-8)	YES (Ports 1-2)		YES (Ports 1-4)
Isolation Mode	No		YES (Ports 1-8)	No		YES (Ports 1-8)
PoE Auto Recovery	YES (Ports 1-4)	YES (Ports 1-4)	YES (Ports 1-8)	YES (Ports 1-4)	YES (Ports 1-8)	
Flow Control	Yes					
Fan Quantity	0					
LED	Power, Link/Act, PoE Status, PoE MAX					
Dimensions	3.9*3.9*1.0 in. (99.8 x 98 x 25 mm)	6.2*4.0*1.0 in. (158 x 101 x 25 mm)	6.7X3.9X1.1 in. (171 x 98 x 27 mm)	3.9*3.9*1.0 in. (99.8 x 98 x 25 mm)	6.2*3.9*1.0 in. (158 x 99 x 25 mm)	8.2*4.9*1.0 in. (209 x 126 x 26 mm)
Certifications	CE, FCC, RoHS					

Note:

* LS105LP and LS106LP only support IEEE 802.3af, and provide PoE Power up to 15.4W for each PoE port; other switches support IEEE 802.3af/at, and provide PoE Power up to 30W for each PoE port.

** The speed of the ports which are under extend mode will be downgraded to 10Mbps. Actual transmission distance may vary from the quality of the cables.

*** PoE budget calculations are based on laboratory testing. Actual PoE power budget is not guaranteed and will vary as a result of client limitations and environmental factors.