



Installation Guide

5/8-Port 2.5G Multi-Gigabit Desktop Switch

Power

 **On:** Power on
Off: Power off

Kensington Security Slot

 Secure the lock (not provided) into the slot to prevent the device from being stolen.

Port LED



When one of the LED is on/flashing

On: Connecting to a device but no activity
Flashing: Transmitting or receiving data

Left LED (2.5G)

Green: Running at 2.5 Gbps
Flashing: Transmitting or receiving data

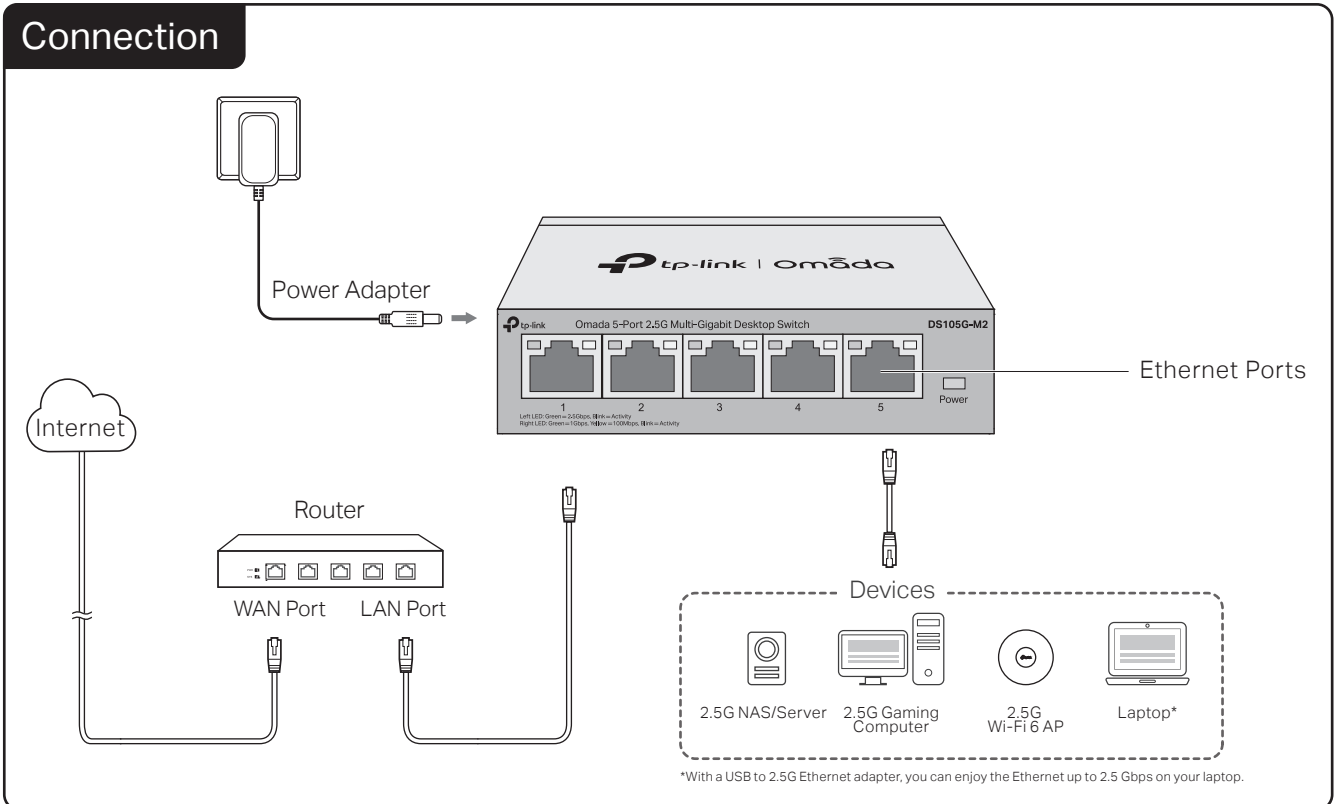
Right LED (1G/100M)

Green: Running at 1 Gbps
Yellow: Running at 100 Mbps
Flashing: Transmitting or receiving data

Note:

For simplicity, we will take DS105G-M2 for example in this Guide.

Connection



*With a USB to 2.5G Ethernet adapter, you can enjoy the Ethernet up to 2.5 Gbps on your laptop.

Specifications

General Specifications

Standard	IEEE802.3i, IEEE802.3u, IEEE802.3ab, IEEE802.3bz, IEEE802.3x, IEEE802.1p
Protocol	CSMA/CD
Network Media (Cable)	100Base-TX: UTP category 5 cable or above (max. 100 m)
	1000Base-T: UTP category 5e cable or above (max. 100 m)
	2.5GBase-T: UTP category 5e cable or above (max. 100 m)
Interface	5/8 100 Mbps/1 Gbps/2.5 Gbps Auto-Negotiation RJ45 Ports
Switching Capacity	DS105G-M2: 25 Gbps
	DS108G-M2: 40 Gbps
Transfer Method	Store-and-Forward
MAC Address Learning	Automatically learning, automatically aging
Frame Forward Rate	100Base-TX: 148810pps/Port
	1000Base-T: 1488095pps/Port 2.5GBase-T: 3720238pps/Port
Wall mountable	Yes
Distance between mounting holes	DS105G-M2: 52 mm
	DS108G-M2: 110 mm

Environmental and Physical Specifications

Operating Temperature	0°C to 40°C (32°F to 104°F)
Storage Temperature	-40°C to 70°C (-40°F to 158°F)
Operating Humidity	10% to 90% RH non-condensing
Storage Humidity	5% to 90% RH non-condensing

EU declaration of conformity

TP-Link hereby declares that the device is in compliance with the essential requirements and other relevant provisions of directives 2014/30/EU, 2014/35/EU, 2009/125/EC, 2011/65/EU and (EU)2015/863.

The original EU declaration of conformity may be found at <https://www.tp-link.com/en/support/ce/>.

UK declaration of conformity

TP-Link hereby declares that the device is in compliance with the essential requirements and other relevant provisions of the Electromagnetic Compatibility Regulations 2016 and Electrical Equipment (Safety) Regulations 2016.

The original UK declaration of conformity may be found at <https://www.tp-link.com/support/ukca/>



Frequently Asked Questions (FAQ)

Q1. The Power LED is not lit.

The Power LED should be lit when the power system is working normally. If the Power LED is not lit, check as follows:

- A1: Make sure the power adapter is connected to the switch with power source properly.
- A2: Make sure the voltage of the power supply meets the requirements of the input voltage of the switch.
- A3: Make sure the power source is ON.

Q2. The right and left LED are not lit when a device is connected to the corresponding port.

It is recommended that you check the following items:

- A1: Make sure that the cable connectors are firmly plugged into the switch and the device.
- A2: Make sure the connected device is turned on and works normally.
- A3: The cable must be less than 100 meters long (328 feet).



To ask questions, find answers, and communicate with TP-Link users or engineers, please visit <https://community.tp-link.com> to join TP-Link Community.



For technical support and other information, please visit <https://www.tp-link.com/support>, or simply scan the QR code.



Safety Information

- Keep the device away from water, fire, humidity or hot environments.
- Do not attempt to disassemble, repair, or modify the device. If you need service, please contact us.
- Do not use damaged charger or USB cable to charge the device.
- Do not use any other chargers than those recommended.
- Adapter shall be installed near the equipment and shall be easily accessible.
- Place the device with its bottom surface downward.

Please read and follow the above safety information when operating the device. We cannot guarantee that no accidents or damage will occur due to improper use of the device. Please use this product with care and operate at your own risk.