

**Baseus倍思**

188

15w

倍思 倍电数显移动电源20000mAh 15W

## 使用说明书

使用产品前请仔细阅读本使用说明, 并请妥善保管

## 一、产品参数

名称：移动电源  
型号：PPBD20  
电池类型：聚合物锂电池  
电池容量：20000mAh / 3.7V (74Wh)  
额定容量：12000mAh (5V=3A)  
能量转换率：≥75%  
输入：  
Micro输入：5V=2A  
Type-C 输入：5V=3A  
输出：  
Type-C输出：5V=3A  
USB1/USB2输出：5V=3A  
总输出：5V=3A  
尺寸：151\*68.8\*29.5mm  
重量：约452g

## 二、包装清单



移动电源\*1



说明书\*1

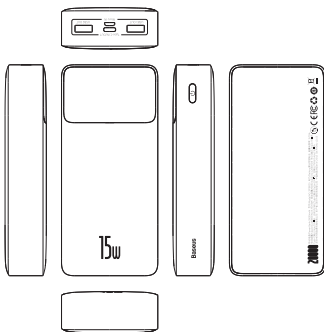


保修卡\*1



USB to Micro充电线\*1

## 三、产品线框图



## 四、产品描述

本产品是一款双输入三输出的便携式移动电源，可同时为3台设备充电，产品具有电量数显，Type-C双向充电，迷你便携等特点，内置过流、过压、过温、短路保护等多重安全保护电路。

## 五、产品使用说明

### 充电操作说明

#### 倍电数显移动电源为手机或其它数码设备充电

1. 检查数码产品的充电电压是否与倍电数显移动电源的输出电压匹配。
2. 选择数码产品的原装充电线，一端与数码产品连接，另一端与倍电数显移动电源的输出口连接，倍电数显移动电源将自动开启给数码产品充电，LED电量指示灯常亮。

#### 用电源适配器/电脑USB端口给倍电数显移动电源充电

1. 选择原装USB线，将Micro或Type-C的接头与倍电数显移动电源的Micro或Type-C的输入端口连接。
2. 将USB充电线与充电器或电脑USB端口连接，LED电量指示灯开始闪烁，表示正在为倍电数显移动电源充电，充满后LED灯常亮。

六、使用环境

使用环境温度:0℃至35℃以下非热带地区。

七、图标说明

5年图标是指“环保有效使用期限”，不是产品质量保证期限。电子产品均含有铅、汞、镉等有毒有害物质，一旦超期使用，有毒有害物质将可能因为发生外泄或突变，对环境造成污染，或对人体、财产造成严重损害。“环保使用期限”，意味着所有的电子产品都将被要求在此有效限期内使用，超过安全使用年限之后出现的安全风险问题，我们不再对产品质量负责。

八、安全警示说明

- 在使用本产品前请阅读所有的指示和警告，不规范使用将会给产品或人身安全带来损害。
- 1. 移动电源存在转化效率，故移动电源电池容量不等同于可充电量。
  - 2. 需要查看电量时，按一次电源键，LED指示灯亮起显示当前电量，无连接状态下，约30秒后电源会自动休眠。
  - 3. 请定期为您的电源充电(建议最少每5个月一次)，可维持其长久的使用寿命。
  - 4. 产品使用不当，容易造成产品本身或者可能危及人身财产安全。
  - 5. 如因消费者违反产品说明书不恰当使用或警示，造成的人身及财产损害将自行承担一切后果，本公司将不承担任何法律责任。
  - 6. 非专业人员严禁分解本产品。
  - 7. 避免使用超出本产品输出电流的用电器或负载(电路会保护，无输出)。
  - 8. 避免强烈的物理作用，包括敲击、投掷、践踏、挤压等。

九、电子信息产品有毒有害物质声明

部件名称	有毒有害物质或元素					
	铅 (pb)	汞 (Hg)	镉 (Cd)	六价铬 (Cr VI)	多溴联苯 (PBB)	多溴二苯醚 (PBDE)
PCB	X	○	○	○	○	○
电极	○	○	○	○	○	○
电池	X	○	○	○	○	○
外壳	○	○	○	○	○	○

本表格依据SJ/T 11364的规定编制。

O:表示该有毒有害物质在该部件所有均质材料中的含量均在GB/T 26572标准规定的限量要求以下。

X:表辅有毒有害物质至少在该部件某一均质材料中的含量超出GB/T 26572标准规定的限量要求。

该产品符合欧盟RoHS 2.0指令(2012/19/EU、2006/66/EU)。

特此申明, 深圳市时商创展科技有限公司的产品型号为: PPBD20符合指令2014/30/EU及2011/65/EU的规定。欧盟符合性声明的全文可在以下网站查询: [www.baseus.com](http://www.baseus.com)




此设备符合欧盟指令2012/19/EU及2006/66/EU的规定, 此设备不得与普通废弃物一起处理, 必须回收利用。此符号标明本产品不得作为生活垃圾处理, 而必须将本产品交至相应的废品回收站, 进行电子电气设备回收处理。



制造商: 深圳市时商创展科技有限公司  
地址: 深圳市龙岗区坂田街道岗头社区雪岗路2008号  
信思智能园B栋五层  
执行标准: GB/T 35590-2017  
热线: 4000-712-711 网址: [www.baseus.com](http://www.baseus.com)

# Baseus



Baseus Bipow Digital Display Power bank  
20000mAh 15W

## User Manual

Please Read This User Manual Completely And Keep It Properly

## 1. Product Parameter

Name: Power Bank  
Model No.: PPBD20  
Battery Type: Polymer lithium battery  
Capacity: 20000mAh / 3.7V (74Wh)  
Rated Capacity: 12000mAh (5V=3A)  
Energy Conversion Rate:  $\geq 75\%$   
Input:  
Micro Input: 5V=2A  
Type-C Input: 5V=3A  
Output:  
Type-C Output: 5V=3A  
USB1/USB2 Output: 5V=3A  
Total Output: 5V=3A  
Size: 151\*68.8\*29.5mm  
Weight: about 452g

## 2. Packing List



Power Bank\*1



User Manual\*1

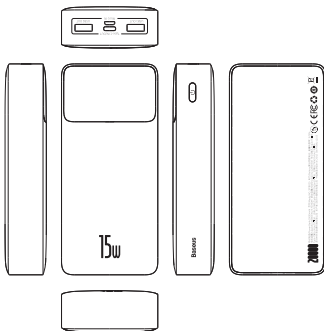


Warranty Card\*1



Charging Cable\*1

## 3. Product Diagram



## 4. Product Description

This product is a dual input and three output portable power bank, which can charge three devices at the same time. The product has the characteristics of power digital display, Type-C dual-way charging, mini portable and so on. It has built-in over-current, over-voltage, over temperature, short circuit protection and other multiple safety protection circuits.

## 5. Instructions for the Use of Products

### Charging operation instructions

#### Charging your mobile phones or other digital devices by using Bipow Power Bank.

1. Check and make sure the charging voltage of your digital products is consistent with the voltage output of Bipow Power Bank.
2. Select and use the original charging cable of your digital products, connect one end of it with your digital product, and the other end with the output port of Bipow Power Bank, Bipow Power Bank then automatically starts to charge your digital product, with the LED indicator lit all the time.

#### Charging Bipow Power Bank by using a AC charger or PC USB port.

1. Select and use the original USB cable, connect the micro or Type-C port with the micro or Type-C input port of Bipow Power Bank.
2. Connect the USB-A or Type-C connector with the USB port of AC charger or PC USB port, and the LED indicator begins to flash, that is charging Bipow Power Bank. While full charge the indicators become lit constantly.

## 6. Use Environment

Use ambient temperature: non-tropical area below 0°C to 35 °C .

## 7. Icon Description

The 5-year icon refers to the "effective life of environmental protection", not the product quality assurance period. Electronic products all contain toxic and harmful substances such as lead, mercury and cadmium. Once they are overused, toxic and harmful substances may leak or mutate, cause pollution to the environment, or cause serious damage to people and property. The term of "environmental protection use" means that all electronic products will be required to use within this effective period. We will no longer be responsible for the quality of the products due to the safety risks that arise after the safe use period.

## 8. Safety Warning Instructions Tips

Please read all instructions and warnings before using this product. Non-standard use will damage the product or personal safety.

1. Due to the existence of conversion efficiency, so rated output capacity is less than battery capacity .
2. When you need to check the power, press the power button once and the LED indicator lights up to show the current power. In the connectionless state, the power will automatically sleep after about 30 seconds.
3. Please charge your power bank periodically (at least one time with 5 months recommended) in order to maintain its long service life.
4. Improper use of the product can easily cause damage to the product or may endanger personal and property safety.
5. Consumer shall be liable for any personal and property damage resulted from their improper use against the user manual or ignoring the warning, to which our company will not bear any legal liability.
6. Disintegration of this product by non-professionals is strictly prohibited.
7. Use of household appliances or loads in excess of the output current of this product shall be avoided (no output due to circuit protection).
8. Intense physical actions including knocking, throwing, trampling on and squeezing, etc. shall be avoided.

## 9. Statement on Toxic and Hazardous Substances in Electronic Information Products

Part Description	Toxic or hazardous substances and elements					
	Lead (Pb)	Mercury ( Hg )	Cadmium ( Cd )	Hexavalent chromium (Cr VI)	Polybrominated biphenyls (PBB )	Polybrominated diphenyl ethers (PBDE)
PCB	X	○	○	○	○	○
Electrode	○	○	○	○	○	○
Battery	X	○	○	○	○	○
Casing	○	○	○	○	○	○

This form is compiled in accordance with SJ/T 11364.

O: It indicates that the content of the toxic and harmful substance in all homogeneous materials of the component is below the limit specified in GB/T 26572 standard.

X: The content of toxic and harmful substances in at least one homogeneous material of this part exceeds the limit stipulated in GB/T 26572 standard.

The product complies with EU ROHS 2.0 directive (2012/19/EU、2006/66/EU)

This device complies with part 15 of the FCC Rules. Operation is subject to the following two conditions: (1) this device may not cause harmful interference, and (2) this device must accept any interference received, including interference that may cause undesired operation. Any changes or modifications not expressly approved by the party responsible for compliance

could void the user's authority to operate the equipment.

NOTE: This equipment has been tested and found to comply with the limits for a Class B digital device, pursuant to Part 15 of the FCC Rules. These limits are designed to provide reasonable protection against harmful interference in a residential installation. This equipment generates, uses and can radiate radio frequency energy and, if not installed and used in accordance with the instructions, may cause harmful interference to radio communications. However, there is no guarantee that interference will not occur in a particular installation.

If this equipment does cause harmful interference to radio or television reception, which can be determined by turning the equipment off and on, the user is encouraged to try to correct the interference by one or more of the following measures:

- Reorient or relocate the receiving antenna.
- Increase the separation between the equipment and receiver.
- Connect the equipment into an outlet on a circuit different from that to which the receiver is connected.
- Consult the dealer or an experienced radio/TV technician for help.

It is hereby declared that PPBD20, a product model of Shenzhen Times Innovation Technology Co., Ltd., complies with the provisions of Directive 2014/30/EU and Directive 2011/65/EU. The full text of the EC Declaration of Conformity can be found on the following website: [www.baseus.com](http://www.baseus.com)



This equipment complies with the provisions of Directive 2012/19/EU and Directive 2006/66/EU. It is strictly forbidden to dispose of this equipment with ordinary trash; it must be recycled. This symbol indicates that the product shall not be treated as regular domestic trash, and must be delivered to a recycling center that is capable of recycling electronic and electrical equipment.



Manufacturer: Shenzhen Times Innovation Technology Co., Ltd.

Add: 5th Floor, Building B, Baseus Intelligence Park,

No.2008, Xuegang Rd, Gangtou Community,

Bantian Street, Longgang District, Shenzhen

Executive Standard: GB/T 35590-2017

Hotline: +86-4000-712-711 Website: [www.baseus.com](http://www.baseus.com)