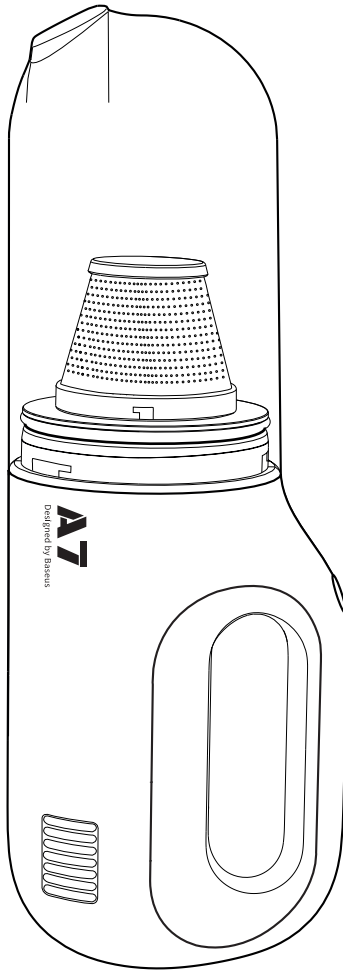


Baseus



Baseus A7 Car Vacuum cleaner User Manual

Please read this user manual carefully before use and keep it safe for future reference.

1. Product Specifications

Name: Baseus A7 Car Vacuum Cleaner

Model No.: VCAQ020213

Input: 12 V DC

Power rating: 90W

Noise: <70dB

Plug Type: Cigarette Lighter Plug

Color: Space grey

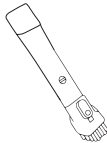
Body size: 344*121*96mm

2. Package includes

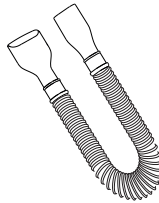
- a. Main unit*1
- b. 2-in-1 suction nozzle*1
- c. Hose suction nozzle*1
- d. Spare filter*1
- e. Cleaning brush*1
- f. Cigarette lighter power cord*1
- g. User Manual*1
- h. Warranty card*1



a



b



c



d



e



f



g



h

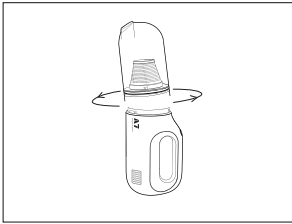
3. Use

1. This product is only applicable to small vehicles and not large vehicles and buses.
2. Before use, ensure that the filter is installed.
3. Start the vehicle and insert the power plug into the cigarette lighter socket.
4. Press the switch to start the vacuum cleaner and start vacuuming.
5. It can be used with a 2-in-1 suction nozzle or a hose suction nozzle.

4. Cleaning and maintenance

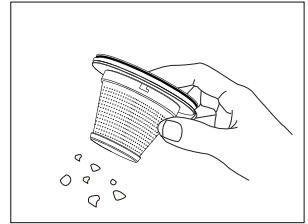
During use, the sudden shutdown of vacuum cleaner, obvious attenuation of suction power and obvious heating at the handle are usually caused by the dust blockage at filter. Please clean the dust cup and filter regularly.

①



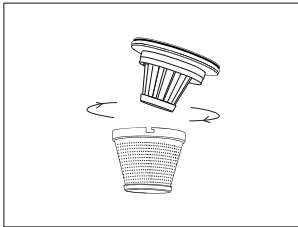
1. After turning off the vacuum cleaner, rotate and remove the dust collector

②



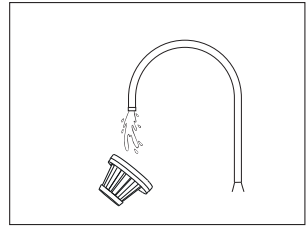
2. Take out the filter, pour out the garbage from the dust collector and then wipe it.

③



3. Rotate and separate the filter from the metal filter mesh, and clean them with a cleaning brush. It is recommended that the filter should be cleaned after using the vacuum cleaner for 2-3 times.

④



4. After using the vacuum cleaner for 5-6 times, it is recommended to wash the filter with clean water, and the filter should be installed after it is completely dried.

5. Filter change

It is highly recommended to change the filter every three months for better experience and powerful suction force. The filter can be changed more frequently if necessary.

6. Safety instructions

- Never use on wet surfaces.
- Never use on flammable or combustion materials.
- Never immerse the vacuum cleaner or the charging cable in liquid.
- Please stop using the vacuum cleaner immediately if there is any damage, such as broken shell, missing parts, water penetration, abnormal noise, etc.
- This product is not be used by children without adult supervision.
- When using, please start the vehicle first to ensure suction power. This also ensures that the vehicle's battery power is not drained.
- Use only the proper power cord included for this product.
- Please ensure that the filter is installed when using the vacuum cleaner.
- Do not block the exhaust port when vacuuming.
- The recommended storage and operating temperature range is 5°C to 35°C.
- Do not disassemble or repair the product without permission.

7. Troubleshooting

This chapter summarizes the most frequently problems encountered when using this product. If you cannot solve the problem based on the information below, please contact the customer service center in your country (region).

1. If the product does not work:

The vehicle may not start: Please start the vehicle.

The power plug may not be plugged in properly: Please insert the power plug properly.

2. If the product shuts down suddenly:

The filter may be blocked. The product will automatically shut down for protection: Please clean the filter in a timely manner.

3. If the suction power lessens:

The dust collector may be full: Please clean the dust collector.

The filter may be blocked: Clean the filter.

4. If the unit becomes noisy and the main unit is hot:

The filter is blocked and the dust collector is full. Please clean the filter and dust collector in a timely manner.



This equipment complies with the provisions of Directive 2012/19/EU. It is strictly forbidden to dispose of this equipment with ordinary trash. It must be recycled. This symbol indicates that the product shall not be treated as regular domestic trash, and must be delivered to a recycling center that is capable of recycling electronic and electrical equipment.

It is hereby declared that VCAQ020213, a product model of Shenzhen Times Innovation Technology Co., Ltd., complies with the provisions of Directive 2014/30/EU, Directive 2011/65/EU. The full text of the EC Declaration of Conformity can be found on the following website: www.baseus.com

Changes or modifications not expressly approved by the party responsible for compliance could void the user's authority to operate the equipment. This device complies with Part 15 of the FCC Rules. Operation is subject to the following two conditions:

(1) This device may not cause harmful interference, and (2) This device must accept any interference received, including interference that may cause undesired operation. Note: This equipment has been tested and found to comply with the limits for a Class B digital device, pursuant to Part 15 of the FCC Rules. These limits are designed to provide reasonable protection against harmful interference in a residential installation. This equipment generates, uses, and can radiate radio frequency energy, and if not installed and used in accordance with the instructions, may cause harmful interference to radio communications. However, there is no guarantee that interference will not occur in a particular installation. If this equipment does cause harmful interference to radio or television reception, which can be determined by turning the equipment off and on, the user is encouraged to try to correct the interference by one or more of the following measures:

- Reorient or relocate the receiving antenna.
- Increase the separation between the equipment and receiver.
- Connect the equipment into an outlet on a circuit different from that to which the receiver is connected.
- Consult the dealer or an experienced radio/TV technician for help.



Manufacturer: Shenzhen Baseus Technology Co., Ltd.

Add: 2nd Floor, Building B, Baseus Intelligence Park, No.2008, Xuegang Rd, Gangtou Community, Bantian Street, Longgang District, Shenzhen

Executive Standard: Q/BASEUS 024

Hotline: +86-4000-712-711 Website: www.baseus.com

PB3461Z-P0A0

1000041306

Designed by Baseus

Made in China