

Installation Guide

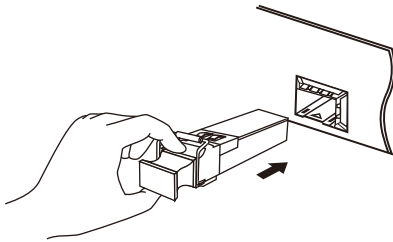
1000Base-BX WDM Bi-Directional SFP Module

-  To ask questions, find answers, and communicate with TP-Link users or engineers, please visit <https://community.tp-link.com> to join TP-Link Community.
-  For technical support and other information, please visit <https://www.tp-link.com/support>, or simply scan the QR code.
-  If you have any suggestions or needs on the product guides, welcome to email techwriter@tp-link.com.cn.

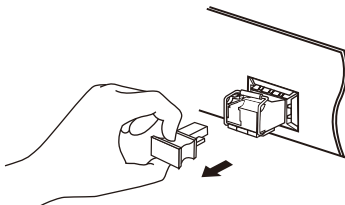


Install the SFP

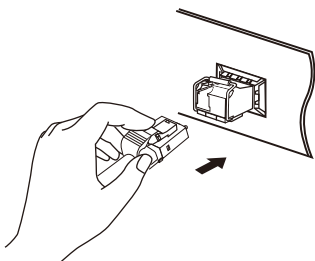
1. Wear an ESD-preventive wrist or ankle strap to prevent ESD damage to the transceiver.
2. Insert the SFP into the SFP slot and firmly press it into place.



3. Remove the protective dust plug from the SFP.

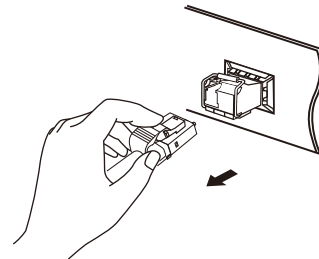


4. Plug a fiber-optic cable into the SFP. Note that the SFP works without any additional configuration.

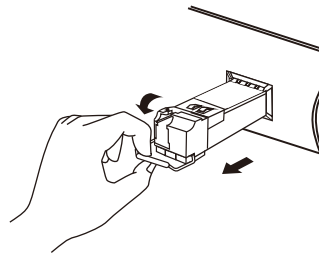


Remove the SFP

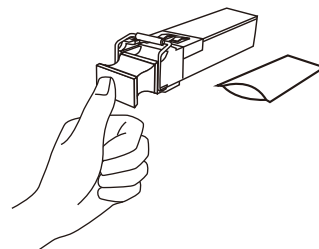
1. Wear an ESD-preventive wrist or ankle strap to prevent ESD damage to the transceiver.
2. Disconnect the network fiber-optic cable from the SFP.



3. Pull the safety latch downwards to release the SFP, and then pull it out from the slot.



4. Reinstall the protective dust plug in the SFP's optical bores and place it on antistatic mat or a static shielding bag.



Note:

1. Do not touch the output pins on the transceiver with your hand.
2. Always keep the protective dust plug on the SFP's optical bores until you are ready to make a connection.

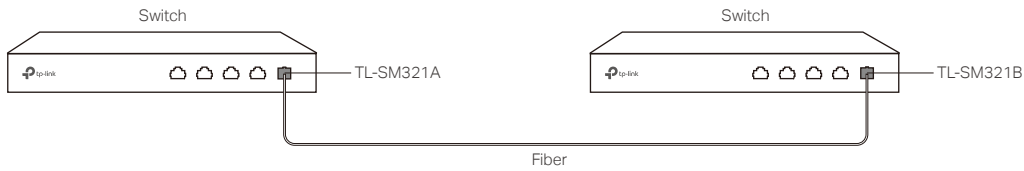
Caution:

DO NOT point or stare directly into the beam or into the optical port of the transceiver when it is operating, as this can injure your eyesight.

Connection

Use only the TL-SM321A&TL-SM321B together, and TL-SM321A-2&TL-SM321B-2 together for fast and reliable connectivity between switches.

For simplicity, we will take TL-SM321A&TL-SM321B as an example.



Specifications

General Specifications

Normal	TL-SM321A	TL-SM321B
Wave Length	Tx: 1550 nm Rx: 1310 nm	Tx: 1310 nm Rx: 1550 nm
Standards and Protocols	IEEE 802.3z, TCP/IP	
Cable	Single-mode Fiber	
Fiber Type	9/125 um Single-mode	
Max. Cable Length	20 km	
Data Rate	1.25 Gbps	
Port Type	LC Simplex	
Power Support	3.3 V	
Safety & Emission	FCC, CE	
DDM	Yes	
SFP-MSA	Yes	
Hot Swappable	Yes	

Normal	TL-SM321A-2	TL-SM321B-2
Wave Length	Tx: 1550 nm Rx: 1310 nm	Tx: 1310 nm Rx: 1550 nm
Standards and Protocols	IEEE 802.3z, TCP/IP	
Cable	Single-mode Fiber	
Fiber Type	9/125 um Single-mode	
Max. Cable Length	2 km	
Data Rate	1.25 Gbps	
Port Type	LC Simplex	
Power Support	3.3 V	
Safety & Emission	FCC, CE	
DDM	Yes	
SFP-MSA	Yes	
Hot Swappable	Yes	

Environmental and Physical Specifications

Product Operating Temperature	0 °C to 70 °C (32 °F to 158 °F)
Storage Temperature	-40 °C to 85 °C (-40 °F to 185 °F)
Operating Humidity	10% to 90% RH, Non-condensing
Storage Humidity	5% to 90% RH, Non-condensing

TP-Link Compatible Products

- TP-Link Switches with gigabit SFP Slots
- MC220L

Note:

The SFP modules may be incompatible with other vendors' devices. We recommend that you use only TP-Link SFP modules on your TP-Link devices.

FCC compliance information statement

Product Name: 1000Base-BX WDM Bi-Directional SFP Module
 Model Number: TL-SM321A/TL-SM321B/TL-SM321A-2/TL-SM321B-2
 Responsible party:
 TP-Link USA Corporation, d/b/a TP-Link North America, Inc.
 Address: 145 South State College Blvd, Suite 400, Brea, CA 92821
 Website: <https://www.tp-link.com/us/>
 Tel: +1 626 333 0234
 Fax: +1 909 527 6803
 E-mail: sales.usa@tp-link.com

This equipment has been tested and found to comply with the limits for a Class A digital device, pursuant to part 15 of the FCC Rules. These limits are designed to provide reasonable protection against harmful interference when the equipment is operated in a commercial environment. This equipment generates, uses, and can radiate radio frequency energy and, if not installed and used in accordance with the instruction manual, may cause harmful interference to radio communications. Operation of this equipment in a residential area is likely to cause harmful interference in which case the user will be required to correct the interference at his own expense.

This device complies with part 15 of the FCC Rules. Operation is subject to the following two conditions:

- 1) This device may not cause harmful interference.
- 2) This device must accept any interference received, including interference that may cause undesired operation.

Any changes or modifications not expressly approved by the party responsible for compliance could void the user's authority to operate the equipment.

We, TP-Link USA Corporation, has determined that the equipment shown as above has been shown to comply with the applicable technical standards, FCC part 15. There is no unauthorized change is made in the equipment and the equipment is properly maintained and operated.

Issue Date: 2020/03/20

EU Declaration of Conformity

TP-Link hereby declares that the device is in compliance with the essential requirements and other relevant provisions of directives 2014/30/EU, 2014/35/EU, 2009/125/EC, 2011/65/EU and (EU)2015/863.
 The original EU declaration of conformity may be found at <https://www.tp-link.com/en/ce>

Safety Information

- Keep the device away from water, fire, humidity or hot environments.
- Do not attempt to disassemble, repair, or modify the device.
- Avoid using this product during an electrical storm. There may be a remote risk of electric shock from lightning.
- Do not point or stare directly into the beam or into the optical port of the transceiver when it is operating, as this can injure your eyesight.



Продукт сертифіковано згідно з правилами системи УкрСЕПРО на відповідність вимогам нормативних документів та вимогам, що передбачені чинними законодавчими актами України.

BSMI Notice

安全諮詢及注意事項

- 請使用原裝電源供應器或只能按照本產品注明的電源類型使用本產品。
 - 清潔本產品之前請先拔掉電源線。請勿使用液體、噴霧清潔劑或濕布進行清潔。
 - 注意防漏，請勿將水或其他液體潑灑到本產品上。
 - 插槽與開口供通風使用，以確保本產品的操作可靠並防止過熱，請勿堵塞或覆蓋開口。
 - 請勿將本產品置放於靠近熱源的地方，除非有正常的通風，否則不可放在密閉位置中。
 - 請不要私自拆開機殼或自行維修，如產品有故障請與原廠或代理商聯繫。
- 此為甲類資訊技術設備，于居住環境中使用時，可能會造成射頻擾動，在此種情況下，使用者會被要求採取某些適當的對策。

限用物質含有情況標示聲明書

產品元件名稱	限用物質及其化學符號					
	鉛 Pb	鎘 Cd	汞 Hg	六價鉻 Cr ⁶⁺	多溴聯苯 PBB	多溴二苯醚 PBDE
PCB	○	○	○	○	○	○
外殼	○	○	○	○	○	○

備考：○係指該項限用物質之百分比含量未超出百分比含量基準值。

Industry Canada Statement

CAN ICES-3 (A)/NMB-3(A)

この装置は、クラスA情報技術装置です。この装置を家庭環境で使用すると電波妨害を引き起こすことがあります。この場合には使用者が適切な対策を講ずるよう要求されることがあります。 VCCI-A

CE Mark Warning

This is a class A product. In a domestic environment, this product may cause radio interference, in which case the user may be required to take adequate measures.

Explanation of the symbols on the product label

Note: The product label can be found at the bottom of the product.

RECYCLING
This product bears the selective sorting symbol for Waste electrical and electronic equipment (WEEE). This means that this product must be handled pursuant to European directive 2012/19/EU in order to be recycled or dismantled to minimize its impact on the environment. User has the choice to give his product to a competent recycling organization or to the retailer when he buys a new electrical or electronic equipment.