
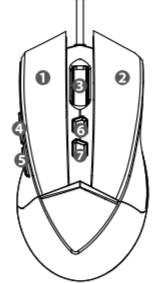
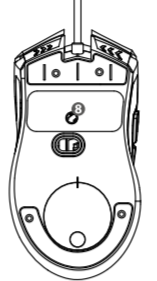


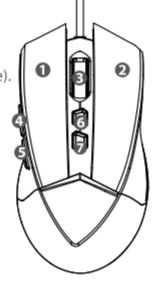
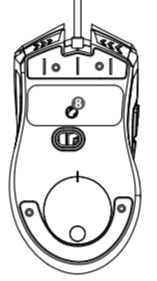


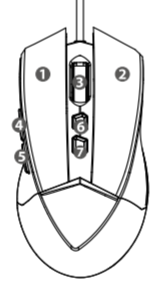
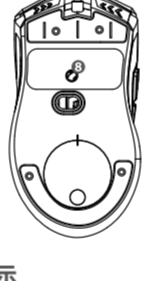


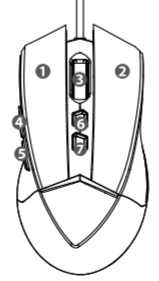
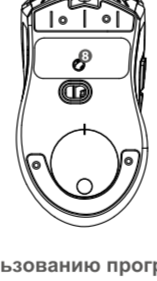




|  <p>Wired Gaming Mouse Operating Instructions</p> | <p>US UK</p> <p>Dear user</p> <p>Thank you for choosing REDRAGON Brand, to protect your rights and for better customer service, we ask that you note our warranty rules.</p> <ol style="list-style-type: none"> Within 18 months of purchase date, repair is guaranteed for failure due to electrical circuit problems. Man-made damages, such as disassembly, hard impacts, submersion into water, plugging into improper current or voltage, and damage caused by natural disasters such as fire, flood, or earthquake are not included. Consumable parts (such as foot pad) and spare parts replacement are not included in our warranty. | <p>OS support Windows XP/Vista/Win7/Win8/Win10</p> <p>Button Instructions</p> <ol style="list-style-type: none"> Left mouse button Right mouse button Middle mouse button and scroll wheel Forward button Backward button DPI+ button DPI- button Working Mode button (used to switch among the five working modes) <p>Lighting Instructions Working mode indicator light: Located below the Scroll Wheel key/LED will be flash for 3 seconds Red → Working mode 1(500DPI) Blue → Working mode 2(1000DPI) Green → Working mode 3(2000DPI) Purple → Working mode 4(3000DPI) Yellow → Working mode 5(6200DPI)</p> |   <p>Software Instructions User can set the following items through the software after downloading and installing it. 1. The DPI of the mouse from 100 to 12400 DPI 2. Continuous keyboard function: Set the number of clicks and delay time. 3. Backlight effect: Breathing/Rainbow/Full lighted/Wave/Flash/OFF 4. Customize 7 mouse buttons 5. Polling rate: 125HZ/250HZ/500HZ/1000HZ 6. Set five different user modes and switch between them with the user mode button.</p> | <p>FAQ</p> <ol style="list-style-type: none"> If the mouse is not responding, please check whether the mouse is plugged correctly in the corresponding computers USB port, or try another USB port. If the mouse is moving slowly, jumping or with delay, please try another surface. Dark, dirty, un-flat, bright surfaces may affect the performance of mouse. Mouse pad strongly recommended. | <table border="1"> <thead> <tr> <th>Piece parts</th> <th>Pb</th> <th>Hg</th> <th>Cd</th> <th>Cr(VI)</th> <th>PBB</th> <th>PBDE</th> </tr> </thead> <tbody> <tr> <td>Plastic parts</td> <td>○</td> <td>○</td> <td>○</td> <td>○</td> <td>○</td> <td>○</td> </tr> <tr> <td>Metal parts</td> <td>○</td> <td>○</td> <td>○</td> <td>○</td> <td>○</td> <td>○</td> </tr> <tr> <td>Circuit components</td> <td>○</td> <td>○</td> <td>○</td> <td>○</td> <td>○</td> <td>○</td> </tr> <tr> <td>Cable</td> <td>○</td> <td>○</td> <td>○</td> <td>○</td> <td>○</td> <td>○</td> </tr> </tbody> </table> <p>Note: ○ = Indicates the percentage of toxic or harmful substances in the parts.</p>  <p> Our products do not contain toxic or harmful substances and environment friendly, it can be recycled.</p> | Piece parts | Pb | Hg | Cd | Cr(VI) | PBB | PBDE | Plastic parts | ○ | ○ | ○ | ○ | ○ | ○ | Metal parts | ○ | ○ | ○ | ○ | ○ | ○ | Circuit components | ○ | ○ | ○ | ○ | ○ | ○ | Cable | ○ | ○ | ○ | ○ | ○ | ○ | <table border="1"> <thead> <tr> <th>Name of commodity</th> <th>Day</th> <th>Month</th> <th>Year</th> </tr> </thead> <tbody> <tr> <td colspan="4">Warranty is valid within 18 months from the purchase date.</td> </tr> <tr> <td colspan="4">Name:</td> </tr> <tr> <td colspan="2">Customer Tel:</td> <td colspan="2">Zip code:</td> </tr> <tr> <td colspan="4">Address:</td> </tr> <tr> <td colspan="2">Wholesaler</td> <td colspan="2">Address:</td> </tr> <tr> <td colspan="2">Tel:</td> <td colspan="2">Zip code:</td> </tr> </tbody> </table> | Name of commodity | Day | Month | Year | Warranty is valid within 18 months from the purchase date. | | | | Name: | | | | Customer Tel: | | Zip code: | | Address: | | | | Wholesaler | | Address: | | Tel: | | Zip code: | | | | | | | | | | | | | | | |
|--|---|---|---|---|--|-------------|----|----|----|--------|-----|------|---------------|---|---|---|---|---|---|----------------------|---|---|---|---|---|---|--------------------|---|---|---|---|---|---|--------|---|---|---|---|---|---|---|---------------------|------|-------|------|---|-----|-----------|-----|-------|--|--|--|----------------|--|-----------|--|----------|--|-------|--|------------|-----|----------|--|------|--|-----------|--|--------|--|-----|--|--|--|--|-------|--|-------|--|--|--|--|
| Piece parts | Pb | Hg | Cd | Cr(VI) | PBB | PBDE | | | | | | | | | | | | | | | | | | | | | | | | | | | | | | | | | | | | | | | | | | | | | | | | | | | | | | | | | | | | | | | | | | | | | | | | | | | | | |
| Plastic parts | ○ | ○ | ○ | ○ | ○ | ○ | | | | | | | | | | | | | | | | | | | | | | | | | | | | | | | | | | | | | | | | | | | | | | | | | | | | | | | | | | | | | | | | | | | | | | | | | | | | | |
| Metal parts | ○ | ○ | ○ | ○ | ○ | ○ | | | | | | | | | | | | | | | | | | | | | | | | | | | | | | | | | | | | | | | | | | | | | | | | | | | | | | | | | | | | | | | | | | | | | | | | | | | | | |
| Circuit components | ○ | ○ | ○ | ○ | ○ | ○ | | | | | | | | | | | | | | | | | | | | | | | | | | | | | | | | | | | | | | | | | | | | | | | | | | | | | | | | | | | | | | | | | | | | | | | | | | | | | |
| Cable | ○ | ○ | ○ | ○ | ○ | ○ | | | | | | | | | | | | | | | | | | | | | | | | | | | | | | | | | | | | | | | | | | | | | | | | | | | | | | | | | | | | | | | | | | | | | | | | | | | | | |
| Name of commodity | Day | Month | Year | | | | | | | | | | | | | | | | | | | | | | | | | | | | | | | | | | | | | | | | | | | | | | | | | | | | | | | | | | | | | | | | | | | | | | | | | | | | | | | | |
| Warranty is valid within 18 months from the purchase date. | | | | | | | | | | | | | | | | | | | | | | | | | | | | | | | | | | | | | | | | | | | | | | | | | | | | | | | | | | | | | | | | | | | | | | | | | | | | | | | | | | | |
| Name: | | | | | | | | | | | | | | | | | | | | | | | | | | | | | | | | | | | | | | | | | | | | | | | | | | | | | | | | | | | | | | | | | | | | | | | | | | | | | | | | | | | |
| Customer Tel: | | Zip code: | | | | | | | | | | | | | | | | | | | | | | | | | | | | | | | | | | | | | | | | | | | | | | | | | | | | | | | | | | | | | | | | | | | | | | | | | | | | | | | | | |
| Address: | | | | | | | | | | | | | | | | | | | | | | | | | | | | | | | | | | | | | | | | | | | | | | | | | | | | | | | | | | | | | | | | | | | | | | | | | | | | | | | | | | | |
| Wholesaler | | Address: | | | | | | | | | | | | | | | | | | | | | | | | | | | | | | | | | | | | | | | | | | | | | | | | | | | | | | | | | | | | | | | | | | | | | | | | | | | | | | | | | |
| Tel: | | Zip code: | | | | | | | | | | | | | | | | | | | | | | | | | | | | | | | | | | | | | | | | | | | | | | | | | | | | | | | | | | | | | | | | | | | | | | | | | | | | | | | | | |
| | <p>PT</p> <p>Prezado usuário,</p> <p>Obrigado por escolher a marca REDRAGON. Para proteger seus direitos e oferecer um melhor atendimento ao cliente, pedimos que você observe as regras da nossa garantia.</p> <ol style="list-style-type: none"> Dentro de 18 meses a partir da data da compra, a garantia cobre reparos de defeitos por problemas no circuito elétrico. Danos provocados por mau uso, como desmontagem, impactos fortes, exposição à água, conexão em corrente ou tensão incorreta e danos causados por desastres naturais como incêndio, inundação ou terremoto, não estão incluídos. As peças consumíveis (como as borrachas dos pés) e a substituição de peças de reposição não estão incluídas na garantia. | <p>Compatibilidade com OS Windows XP/Vista/Win 7/Win 8/Win 10</p> <p>Instruções dos botões</p> <ol style="list-style-type: none"> Botão esquerdo do mouse. Botão direito do mouse. Botão da rodinha (cliqueado como botão do meio do mouse). Botão de avanço Botão de recuo Botão DPI+ Aumentar DPI (o valor padrão aumenta a velocidade do cursor) DPI - botão Redução do DPI (o valor padrão reduz a velocidade do cursor) Botão do modo do usuário (usado para alternar entre os cinco modos de usuário) <p>Instruções das teclas Indicador luminoso do modo de funcionamento: Localizado abaixo da tecla da rodinha (o LED piscará por três segundos) Vermelho → Modo de funcionamento 1(500DPI) Azul → Modo de funcionamento 2(1000DPI) Verde → Modo de funcionamento 3(2000DPI) Roxo → Modo de funcionamento 4(3000DPI) Amarelo → Modo de funcionamento 5(6200DPI)</p> |   <p>Instruções do software O usuário pode definir os seguintes itens por meio de software, após baixar e instalar. 1. Ajusta o DPI do mouse de 100 até 12400 DPI 2. Função do pressionar constante: Defina o número de cliques e a duração do intervalo 3. Ajusta o efeito de iluminação de fundo: Variável/Arco-íris/iluminação total/Flash/DESL. 4. Personalizar os botões do mouse 5. Ajuste da velocidade de bobina 125 HZ/250 HZ/500 HZ/1000 HZ 6. Defina cinco modos de usuário diferentes e alterne entre eles com o botão de modo de usuário.</p> | <p>Dúvidas frequentes</p> <ol style="list-style-type: none"> Se o mouse não estiver respondendo, verifique se o mouse está conectado corretamente na porta USB correspondente do computador ou experimente usar outra porta USB. Se o cursor estiver se movimentando lentamente, saltando ou com movimentos intermitentes, experimente outra superfície. Superfícies escuras, sujas, irregulares ou brilhantes podem afetar o desempenho do mouse. É recomendado o uso de um mouse pad. | <table border="1"> <thead> <tr> <th>Piece parts</th> <th>Pb</th> <th>Hg</th> <th>Cd</th> <th>Cr(VI)</th> <th>PBB</th> <th>PBDE</th> </tr> </thead> <tbody> <tr> <td>Plastic parts</td> <td>○</td> <td>○</td> <td>○</td> <td>○</td> <td>○</td> <td>○</td> </tr> <tr> <td>Metal parts</td> <td>○</td> <td>○</td> <td>○</td> <td>○</td> <td>○</td> <td>○</td> </tr> <tr> <td>Circuit components</td> <td>○</td> <td>○</td> <td>○</td> <td>○</td> <td>○</td> <td>○</td> </tr> <tr> <td>Cable</td> <td>○</td> <td>○</td> <td>○</td> <td>○</td> <td>○</td> <td>○</td> </tr> </tbody> </table> <p>Note: ○ = Indicates the percentage of toxic or harmful substances in the parts.</p>  <p> Our products do not contain toxic or harmful substances and environment friendly, it can be recycled.</p> | Piece parts | Pb | Hg | Cd | Cr(VI) | PBB | PBDE | Plastic parts | ○ | ○ | ○ | ○ | ○ | ○ | Metal parts | ○ | ○ | ○ | ○ | ○ | ○ | Circuit components | ○ | ○ | ○ | ○ | ○ | ○ | Cable | ○ | ○ | ○ | ○ | ○ | ○ | <table border="1"> <thead> <tr> <th>Name of commodity</th> <th>Day</th> <th>Month</th> <th>Year</th> </tr> </thead> <tbody> <tr> <td colspan="4">Warranty is valid within 18 months from the purchase date.</td> </tr> <tr> <td colspan="4">Name:</td> </tr> <tr> <td colspan="2">Customer Tel:</td> <td colspan="2">Zip code:</td> </tr> <tr> <td colspan="4">Address:</td> </tr> <tr> <td colspan="2">Wholesaler</td> <td colspan="2">Address:</td> </tr> <tr> <td colspan="2">Tel:</td> <td colspan="2">Zip code:</td> </tr> </tbody> </table> | Name of commodity | Day | Month | Year | Warranty is valid within 18 months from the purchase date. | | | | Name: | | | | Customer Tel: | | Zip code: | | Address: | | | | Wholesaler | | Address: | | Tel: | | Zip code: | | | | | | | | | | | | | | | |
| Piece parts | Pb | Hg | Cd | Cr(VI) | PBB | PBDE | | | | | | | | | | | | | | | | | | | | | | | | | | | | | | | | | | | | | | | | | | | | | | | | | | | | | | | | | | | | | | | | | | | | | | | | | | | | | |
| Plastic parts | ○ | ○ | ○ | ○ | ○ | ○ | | | | | | | | | | | | | | | | | | | | | | | | | | | | | | | | | | | | | | | | | | | | | | | | | | | | | | | | | | | | | | | | | | | | | | | | | | | | | |
| Metal parts | ○ | ○ | ○ | ○ | ○ | ○ | | | | | | | | | | | | | | | | | | | | | | | | | | | | | | | | | | | | | | | | | | | | | | | | | | | | | | | | | | | | | | | | | | | | | | | | | | | | | |
| Circuit components | ○ | ○ | ○ | ○ | ○ | ○ | | | | | | | | | | | | | | | | | | | | | | | | | | | | | | | | | | | | | | | | | | | | | | | | | | | | | | | | | | | | | | | | | | | | | | | | | | | | | |
| Cable | ○ | ○ | ○ | ○ | ○ | ○ | | | | | | | | | | | | | | | | | | | | | | | | | | | | | | | | | | | | | | | | | | | | | | | | | | | | | | | | | | | | | | | | | | | | | | | | | | | | | |
| Name of commodity | Day | Month | Year | | | | | | | | | | | | | | | | | | | | | | | | | | | | | | | | | | | | | | | | | | | | | | | | | | | | | | | | | | | | | | | | | | | | | | | | | | | | | | | | |
| Warranty is valid within 18 months from the purchase date. | | | | | | | | | | | | | | | | | | | | | | | | | | | | | | | | | | | | | | | | | | | | | | | | | | | | | | | | | | | | | | | | | | | | | | | | | | | | | | | | | | | |
| Name: | | | | | | | | | | | | | | | | | | | | | | | | | | | | | | | | | | | | | | | | | | | | | | | | | | | | | | | | | | | | | | | | | | | | | | | | | | | | | | | | | | | |
| Customer Tel: | | Zip code: | | | | | | | | | | | | | | | | | | | | | | | | | | | | | | | | | | | | | | | | | | | | | | | | | | | | | | | | | | | | | | | | | | | | | | | | | | | | | | | | | |
| Address: | | | | | | | | | | | | | | | | | | | | | | | | | | | | | | | | | | | | | | | | | | | | | | | | | | | | | | | | | | | | | | | | | | | | | | | | | | | | | | | | | | | |
| Wholesaler | | Address: | | | | | | | | | | | | | | | | | | | | | | | | | | | | | | | | | | | | | | | | | | | | | | | | | | | | | | | | | | | | | | | | | | | | | | | | | | | | | | | | | |
| Tel: | | Zip code: | | | | | | | | | | | | | | | | | | | | | | | | | | | | | | | | | | | | | | | | | | | | | | | | | | | | | | | | | | | | | | | | | | | | | | | | | | | | | | | | | |
| | <p>JP</p> <p>尊敬なるユーザー様、REDRAGONブランド製品をお買い上げいただき、ありがとうございます。あなたの権利保護を確保し、より良くサービスを提供するために、当社は中華人民共和国《マイクコンピュータ商品修理最高次責任規程》に従い、修理・返品・交換の保証のアフターサービスを提供します。製品修理保証説明は次の通りです：</p> <ol style="list-style-type: none"> 購入日から、正期に使用され、電気性能不良に伴う製品故障が発生する場合、18ヶ月の保証サービスを受けられます。ただし、人為的な破壊(例えば、自ら解体し、運搬による破損)、衝突による破損、水入れ、入力電源電圧不適合、自然災害(例えば、火災、水災、地震、落雷など)に伴う損害は、保証範囲以外となります。 消耗品(例えば、フットパッド)と部品の交換は、保証書の保証範囲以外です。 | <p>システムサポート Windows XP/Vista/Win7/Win8/Win10</p> <p>ボタン説明</p> <ol style="list-style-type: none"> 左ボタン 右ボタン スクロールホイールボタン (センターマウスボタンとしてクリック) 前進ボタン 後進ボタン DPI+ボタン: DPI増加(デフォルトはカーソルの速度アップ) DPI-ボタン: DPI減少ボタン(デフォルトはカーソルの速度ダウン) ユーザーモードボタン(5つのユーザーモードの切り替えに使用) <p>ライト説明 動作モードインジケータライト: スクロールホイールキー下部に配置 (LEDは3秒間点滅) 赤 → 動作モード1(500DPI) 青 → 動作モード2(1000DPI) 緑 → 動作モード3(2000DPI) 紫 → 動作モード4(3000DPI) 黄 → 動作モード5(6200DPI)</p> |   <p>ソフトウェアの操作指示 ユーザーはソフトウェアをダウンロードしてインストールした後以下の項目を設定できます。 1. マウスのDPIを100~12400DPIの範囲で切替 2. 連続キーストローク機能: クリック数と遅延時間を設定 3. バックライト効果を調整: プリゼン/ランダム/フル期間/点滅/OFF 4. マウスボタンをカスタマイズ 5. ホールングレートは125HZ/250HZ/500HZ/1000HZに調整できます。 6. ユーザーモードを5種類設定でき、ユーザーモードボタンを使用して切り替えられます。</p> | <p>よくある質問</p> <ol style="list-style-type: none"> マウスが応答しない場合、マウスがPCの対応USBポートに接続されているかどうか確認してください。またはマウスをPCの他のUSBポートに接続してみてください。 マウスカーソルがディスプレイに動く速度が遅い、ジャンプし、または移動が遅延する場合は、他の面でマウスを試してみてください。暗い、汚い、凹凸、滑りやすい面は、マウスの正常な移動に影響を与える可能性があります。マウスパッドをお勧めします。 | <table border="1"> <thead> <tr> <th>部品名称</th> <th>Pb</th> <th>Hg</th> <th>Cd</th> <th>Cr(VI)</th> <th>PBB</th> <th>PBDE</th> </tr> </thead> <tbody> <tr> <td>プラスチック部品</td> <td>○</td> <td>○</td> <td>○</td> <td>○</td> <td>○</td> <td>○</td> </tr> <tr> <td>金属部品</td> <td>○</td> <td>○</td> <td>○</td> <td>○</td> <td>○</td> <td>○</td> </tr> <tr> <td>回路基板</td> <td>○</td> <td>○</td> <td>○</td> <td>○</td> <td>○</td> <td>○</td> </tr> <tr> <td>ケーブル</td> <td>○</td> <td>○</td> <td>○</td> <td>○</td> <td>○</td> <td>○</td> </tr> </tbody> </table> <p>備考: ○ = この部品の全ての材質材料にこの有害物質の含有率は、全てがSJ/T11363-2006標準の規定した限度要求以下とします。</p>  <p> この電子情報製品に有害物質や元素が含まれていません。グリーン、エコの製品です。廃棄後、リサイクルできます。勝手に捨ててはなりません。</p> | 部品名称 | Pb | Hg | Cd | Cr(VI) | PBB | PBDE | プラスチック部品 | ○ | ○ | ○ | ○ | ○ | ○ | 金属部品 | ○ | ○ | ○ | ○ | ○ | ○ | 回路基板 | ○ | ○ | ○ | ○ | ○ | ○ | ケーブル | ○ | ○ | ○ | ○ | ○ | ○ | <table border="1"> <thead> <tr> <th>商品名</th> <th>保証期間</th> <th>購入日から</th> <th>年</th> <th>月</th> <th>日まで</th> <th>18ヶ月が有効です</th> </tr> </thead> <tbody> <tr> <td colspan="7">氏名:</td> </tr> <tr> <td colspan="2">顧客</td> <td colspan="2">電話番号:</td> <td colspan="3">郵便番号:</td> </tr> <tr> <td colspan="7">住所:</td> </tr> <tr> <td colspan="2">ディーラー名</td> <td colspan="5">住所:</td> </tr> <tr> <td colspan="2">電話番号:</td> <td colspan="5">郵便番号:</td> </tr> </tbody> </table> | 商品名 | 保証期間 | 購入日から | 年 | 月 | 日まで | 18ヶ月が有効です | 氏名: | | | | | | | 顧客 | | 電話番号: | | 郵便番号: | | | 住所: | | | | | | | ディーラー名 | | 住所: | | | | | 電話番号: | | 郵便番号: | | | | |
| 部品名称 | Pb | Hg | Cd | Cr(VI) | PBB | PBDE | | | | | | | | | | | | | | | | | | | | | | | | | | | | | | | | | | | | | | | | | | | | | | | | | | | | | | | | | | | | | | | | | | | | | | | | | | | | | |
| プラスチック部品 | ○ | ○ | ○ | ○ | ○ | ○ | | | | | | | | | | | | | | | | | | | | | | | | | | | | | | | | | | | | | | | | | | | | | | | | | | | | | | | | | | | | | | | | | | | | | | | | | | | | | |
| 金属部品 | ○ | ○ | ○ | ○ | ○ | ○ | | | | | | | | | | | | | | | | | | | | | | | | | | | | | | | | | | | | | | | | | | | | | | | | | | | | | | | | | | | | | | | | | | | | | | | | | | | | | |
| 回路基板 | ○ | ○ | ○ | ○ | ○ | ○ | | | | | | | | | | | | | | | | | | | | | | | | | | | | | | | | | | | | | | | | | | | | | | | | | | | | | | | | | | | | | | | | | | | | | | | | | | | | | |
| ケーブル | ○ | ○ | ○ | ○ | ○ | ○ | | | | | | | | | | | | | | | | | | | | | | | | | | | | | | | | | | | | | | | | | | | | | | | | | | | | | | | | | | | | | | | | | | | | | | | | | | | | | |
| 商品名 | 保証期間 | 購入日から | 年 | 月 | 日まで | 18ヶ月が有効です | | | | | | | | | | | | | | | | | | | | | | | | | | | | | | | | | | | | | | | | | | | | | | | | | | | | | | | | | | | | | | | | | | | | | | | | | | | | | |
| 氏名: | | | | | | | | | | | | | | | | | | | | | | | | | | | | | | | | | | | | | | | | | | | | | | | | | | | | | | | | | | | | | | | | | | | | | | | | | | | | | | | | | | | |
| 顧客 | | 電話番号: | | 郵便番号: | | | | | | | | | | | | | | | | | | | | | | | | | | | | | | | | | | | | | | | | | | | | | | | | | | | | | | | | | | | | | | | | | | | | | | | | | | | | | | | |
| 住所: | | | | | | | | | | | | | | | | | | | | | | | | | | | | | | | | | | | | | | | | | | | | | | | | | | | | | | | | | | | | | | | | | | | | | | | | | | | | | | | | | | | |
| ディーラー名 | | 住所: | | | | | | | | | | | | | | | | | | | | | | | | | | | | | | | | | | | | | | | | | | | | | | | | | | | | | | | | | | | | | | | | | | | | | | | | | | | | | | | | | |
| 電話番号: | | 郵便番号: | | | | | | | | | | | | | | | | | | | | | | | | | | | | | | | | | | | | | | | | | | | | | | | | | | | | | | | | | | | | | | | | | | | | | | | | | | | | | | | | | |
| | <p>RU</p> <p>Уважаемый пользователь</p> <p>Спасибо за выбор марки REDRAGON. С целью защиты ваших прав и для более качественного обслуживания мы просим учитывать наши условия гарантии.</p> <p>В течение 18 месяцев с даты покупки гарантируется ремонт изделия из-за проблем с электрической схемой. Повреждение в результате внешнего воздействия, например, разбора, удара, погружение в воду, подключение к источнику электроэнергии с неверным током или напряжением, а также повреждение в результате стихийных бедствий, например, пожара, наводнения или землетрясения, не покрываются гарантией.</p> <p>Расходные материалы (например, ножки для мыши) и замена запасных частей не включаются в нашу гарантию.</p> | <p>Поддержка операционных систем Windows XP/Vista/Win7/Win8/Win10</p> <p>Функции кнопок</p> <ol style="list-style-type: none"> Левая кнопка мыши. Правая кнопка мыши. Кнопка колеса прокрутки (как щелчок средней кнопки мыши). Кнопка вперед Кнопка назад Кнопка «DPI+»: Увеличение DPI (по умолчанию: увеличение скорости перемещения курсора) Кнопка «DPI-»: Увеличение DPI (по умолчанию: уменьшение скорости перемещения курсора) Кнопка пользовательского режима (используется для переключения между пятью пользовательскими режимами) <p>Индикатор режима подсветки Индикатор рабочего режима: Расположен под колесом прокрутки (индикатор будет мигать 3 секунды) Красный → Рабочий режим1(500DPI) Синий → Рабочий режим2(1000DPI) Зеленый → Рабочий режим3(2000DPI) Фиолетовый → Рабочий режим4(3000DPI) Желтый → Рабочий режим5(6200DPI)</p> |   <p>Инструкция по использованию программного обеспечения Пользователь может задать следующие элементы программно после загрузки и установки. 1. Настройка значения DPI мыши от 100 до 12400 DPI. 2. Непрерывное функционирование нажатия клавиши: Задание числа кликов и времени задержки. 3. Настройка эффекта подсветки: Дыхание / Радуга / Полная подсветка / Выключить. 4. Настройка нолков мыши. 5. Настройка частоты опроса 125 Гц / 250 Гц / 500 Гц / 1000 Гц. 6. Настройка пяти отдельных пользовательских режимов и переключение между</p> | <p>Часто задаваемые вопросы</p> <ol style="list-style-type: none"> Если мышь не реагирует/блуждает, что она корректно подключена к соответствующему компьютеру через USB-порт, или попробуйте подключить ее через другой USB-порт. Если курсор перемещается медленно или рывками, попробуйте использовать его на другой поверхности. Темные, грязные, неровные или яркие поверхности могут влиять на производительность мыши. При работе с мышью настоятельно рекомендуется использовать коврик. | <table border="1"> <thead> <tr> <th>Детали</th> <th>Pb</th> <th>Hg</th> <th>Cd</th> <th>Cr(VI)</th> <th>PBB</th> <th>PBDE</th> </tr> </thead> <tbody> <tr> <td>Пластичи</td> <td>○</td> <td>○</td> <td>○</td> <td>○</td> <td>○</td> <td>○</td> </tr> <tr> <td>Металлические детали</td> <td>○</td> <td>○</td> <td>○</td> <td>○</td> <td>○</td> <td>○</td> </tr> <tr> <td>Компоненты схемы</td> <td>○</td> <td>○</td> <td>○</td> <td>○</td> <td>○</td> <td>○</td> </tr> <tr> <td>Кабель</td> <td>○</td> <td>○</td> <td>○</td> <td>○</td> <td>○</td> <td>○</td> </tr> </tbody> </table> <p>Примечания ○=указывает процент токсичных или вредных веществ в деталях.</p>  <p> Наши изделия не содержат токсичных или вредных веществ. Они экологически безопасны и подлежат переработке.</p> | Детали | Pb | Hg | Cd | Cr(VI) | PBB | PBDE | Пластичи | ○ | ○ | ○ | ○ | ○ | ○ | Металлические детали | ○ | ○ | ○ | ○ | ○ | ○ | Компоненты схемы | ○ | ○ | ○ | ○ | ○ | ○ | Кабель | ○ | ○ | ○ | ○ | ○ | ○ | <table border="1"> <thead> <tr> <th>Наименование товара</th> <th>День</th> <th>Месяц</th> <th>Год</th> </tr> </thead> <tbody> <tr> <td colspan="4">Гарантия действительна в течение 18 месяцев с даты покупки.</td> </tr> <tr> <td colspan="4">Имя:</td> </tr> <tr> <td colspan="2">Попуатель Tel:</td> <td colspan="2">Индекс:</td> </tr> <tr> <td colspan="4">Адрес:</td> </tr> <tr> <td colspan="2">Продавец</td> <td colspan="2">Адрес:</td> </tr> <tr> <td colspan="2">Tel:</td> <td colspan="2">Индекс:</td> </tr> </tbody> </table> | Наименование товара | День | Месяц | Год | Гарантия действительна в течение 18 месяцев с даты покупки. | | | | Имя: | | | | Попуатель Tel: | | Индекс: | | Адрес: | | | | Продавец | | Адрес: | | Tel: | | Индекс: | | | | | | | | | | | | | | | |
| Детали | Pb | Hg | Cd | Cr(VI) | PBB | PBDE | | | | | | | | | | | | | | | | | | | | | | | | | | | | | | | | | | | | | | | | | | | | | | | | | | | | | | | | | | | | | | | | | | | | | | | | | | | | | |
| Пластичи | ○ | ○ | ○ | ○ | ○ | ○ | | | | | | | | | | | | | | | | | | | | | | | | | | | | | | | | | | | | | | | | | | | | | | | | | | | | | | | | | | | | | | | | | | | | | | | | | | | | | |
| Металлические детали | ○ | ○ | ○ | ○ | ○ | ○ | | | | | | | | | | | | | | | | | | | | | | | | | | | | | | | | | | | | | | | | | | | | | | | | | | | | | | | | | | | | | | | | | | | | | | | | | | | | | |
| Компоненты схемы | ○ | ○ | ○ | ○ | ○ | ○ | | | | | | | | | | | | | | | | | | | | | | | | | | | | | | | | | | | | | | | | | | | | | | | | | | | | | | | | | | | | | | | | | | | | | | | | | | | | | |
| Кабель | ○ | ○ | ○ | ○ | ○ | ○ | | | | | | | | | | | | | | | | | | | | | | | | | | | | | | | | | | | | | | | | | | | | | | | | | | | | | | | | | | | | | | | | | | | | | | | | | | | | | |
| Наименование товара | День | Месяц | Год | | | | | | | | | | | | | | | | | | | | | | | | | | | | | | | | | | | | | | | | | | | | | | | | | | | | | | | | | | | | | | | | | | | | | | | | | | | | | | | | |
| Гарантия действительна в течение 18 месяцев с даты покупки. | | | | | | | | | | | | | | | | | | | | | | | | | | | | | | | | | | | | | | | | | | | | | | | | | | | | | | | | | | | | | | | | | | | | | | | | | | | | | | | | | | | |
| Имя: | | | | | | | | | | | | | | | | | | | | | | | | | | | | | | | | | | | | | | | | | | | | | | | | | | | | | | | | | | | | | | | | | | | | | | | | | | | | | | | | | | | |
| Попуатель Tel: | | Индекс: | | | | | | | | | | | | | | | | | | | | | | | | | | | | | | | | | | | | | | | | | | | | | | | | | | | | | | | | | | | | | | | | | | | | | | | | | | | | | | | | | |
| Адрес: | | | | | | | | | | | | | | | | | | | | | | | | | | | | | | | | | | | | | | | | | | | | | | | | | | | | | | | | | | | | | | | | | | | | | | | | | | | | | | | | | | | |
| Продавец | | Адрес: | | | | | | | | | | | | | | | | | | | | | | | | | | | | | | | | | | | | | | | | | | | | | | | | | | | | | | | | | | | | | | | | | | | | | | | | | | | | | | | | | |
| Tel: | | Индекс: | | | | | | | | | | | | | | | | | | | | | | | | | | | | | | | | | | | | | | | | | | | | | | | | | | | | | | | | | | | | | | | | | | | | | | | | | | | | | | | | | |

| <p>DE</p> <p>Lieber Nutzer</p> <p>Vielen Dank, dass Sie sich für die Marke REDRAGON entschieden haben. Zum Schutz ihrer Rechte und für einen optimalen Kundenservice möchten wir Sie bitten, unsere Garantiebestimmungen zu beachten.</p> <p>1. Über einen Zeitraum von 18 Monaten ab Kaufdatum garantieren wir die Reparatur aufgrund von Ausfällen durch Probleme der elektrischen Schaltung. Anwendertätigkeit wie die Demontage, übermäßige Stöße, unachtemgelader Kontakt mit Wasser, nicht ordnungsgemäßer Anschluss an die Strom- bzw. Spannungsversorgung etc. sowie Schäden durch Naturkatastrophen, wie Brand, Überflutung, Erdbeben, Nagetiere etc.</p> <p>2. Verschleißteile (z. B. Fullsticks) und Ersatzteile sind nicht von der Garantie abgedeckt.</p> <p>25</p> | <p>Unterstütztes Betriebssystem</p> <p>Windows XP/Vista/Win7/Win8/Win10</p> <p>Anleitung zu den Tasten</p> <ol style="list-style-type: none"> 1. Linke Maustaste 2. Rechte Maustaste 3. Scroll-Rad Taste (geklickt als mittlere Maus-Taste). 4. Taste „M“ 5. Taste „Zurück“ 6. DPI+ Taste: DPI erhöhen (standardmäßige Cursor-Beschleunigung) 7. DPI- Taste: DPI verringern (standardmäßige Cursor-Beschleunigung) 8. Benutzermodus-Taste (Umschaltung zwischen den fünf Benutzermodi) <p>Einführung in die Beleuchtung</p> <p>Benutzermodus-Meldeleuchte: Unter der Scroll-Rad-Taste (LED blinkt während 3 Sekunden)</p> <p>Rot — Betriebsmodus1(500DPI) Blau — Betriebsmodus2(1000DPI) Grün — Betriebsmodus3(2000DPI) Lila — Betriebsmodus4(3000DPI) Gelb — Betriebsmodus5(6200DPI)</p> <p>26</p> | <p>Software-Anleitungen</p> <p>Benutzer können folgende Elemente nach dem Download und der Installation über die Software festlegen.</p> <ol style="list-style-type: none"> 1. Anpassung Maus-DPI von 100 bis 12400 DPI 2. Dauertasterdruck-Funktion: Anzahl der Klicks und Verzögerungszeit festlegen. 3. Anpassung Hintergrundbeleuchtungseffekt: (Respiration/Regenbogen/Volle Beleuchtung/Welle/Blitz/AUS). 4. Maustasten anpassen. 5. Abwärtseinstellung: 125HZ/250HZ/500HZ/1000HZ 6. Einstellung von fünf verschiedenen Benutzermodi und Umschaltung zwischen diesen mit der Benutzermodus-Taste. <p>27</p> | <p>FAQ</p> <ol style="list-style-type: none"> 1. Wenn die Maus nicht reagiert, bitte überprüfen, ob die Maus an den richtigen USB-Port des Computers angeschlossen ist bzw. einen anderen USB-Port versuchen. 2. Reagiert die Maus mit Bewegung, Kippen oder Wackelbewegung, bitte eine andere Unterlage versuchen. Dunkel-, verschmutzte-, unebene und sehr helle Unterlagen können die Performance der Maus beeinträchtigen. Wir empfehlen Ihnen ein Mauspad. <p>28</p> | <table border="1"> <thead> <tr> <th>Einheit</th> <th>Blei (Pb)</th> <th>Quecksilber (Hg)</th> <th>Kadmium (Cd)</th> <th>Chrom (schwermetall)</th> <th>Polybromierte Biphenyle (PBB)</th> <th>Polybromierte Diphenylether (PBDE)</th> </tr> </thead> <tbody> <tr> <td>Kunststoffteile</td> <td>○</td> <td>○</td> <td>○</td> <td>○</td> <td>○</td> <td>○</td> </tr> <tr> <td>Metallteile</td> <td>○</td> <td>○</td> <td>○</td> <td>○</td> <td>○</td> <td>○</td> </tr> <tr> <td>Schaltungskomponenten</td> <td>○</td> <td>○</td> <td>○</td> <td>○</td> <td>○</td> <td>○</td> </tr> <tr> <td>Kabel</td> <td>○</td> <td>○</td> <td>○</td> <td>○</td> <td>○</td> <td>○</td> </tr> </tbody> </table> <p>Hinweis: ○ = gibt den Prozentsatz an toxischen oder schädlichen Substanzen in den Teilen an.</p> <p> Unsere Produkte enthalten keinerlei toxische oder schädliche Substanzen, sind umweltfreundlich und können recycelt werden.</p> <p>29</p> | Einheit | Blei (Pb) | Quecksilber (Hg) | Kadmium (Cd) | Chrom (schwermetall) | Polybromierte Biphenyle (PBB) | Polybromierte Diphenylether (PBDE) | Kunststoffteile | ○ | ○ | ○ | ○ | ○ | ○ | Metallteile | ○ | ○ | ○ | ○ | ○ | ○ | Schaltungskomponenten | ○ | ○ | ○ | ○ | ○ | ○ | Kabel | ○ | ○ | ○ | ○ | ○ | ○ | <p>Artikelbezeichnung</p> <p>Tag Monat Jahr</p> <p>Die Garantie gilt 18 Monate ab Kaufdatum.</p> <p>Kunde</p> <p>Name: _____</p> <p>Tel: _____ PLZ: _____</p> <p>Adresse: _____</p> <p>Verkäufer</p> <p>Adresse: _____</p> <p>Tel: _____ PLZ: _____</p> <p>30</p> |
|---|---|---|---|---|-------------------------------|------------------------------------|------------------|--------------|----------------------|-------------------------------|------------------------------------|------------------------|---|---|---|---|---|-----------------------|---------------------|---|---|---|---|---|------------------------|--------------------------|---|---|---|---|---|------|-------|---|---|---|---|---|--|---|
| Einheit | Blei (Pb) | Quecksilber (Hg) | Kadmium (Cd) | Chrom (schwermetall) | Polybromierte Biphenyle (PBB) | Polybromierte Diphenylether (PBDE) | | | | | | | | | | | | | | | | | | | | | | | | | | | | | | | | | | |
| Kunststoffteile | ○ | ○ | ○ | ○ | ○ | ○ | | | | | | | | | | | | | | | | | | | | | | | | | | | | | | | | | | |
| Metallteile | ○ | ○ | ○ | ○ | ○ | ○ | | | | | | | | | | | | | | | | | | | | | | | | | | | | | | | | | | |
| Schaltungskomponenten | ○ | ○ | ○ | ○ | ○ | ○ | | | | | | | | | | | | | | | | | | | | | | | | | | | | | | | | | | |
| Kabel | ○ | ○ | ○ | ○ | ○ | ○ | | | | | | | | | | | | | | | | | | | | | | | | | | | | | | | | | | |
| <p>FR</p> <p>Cher utilisateur</p> <p>Merci d'avoir choisi la marque REDRAGON. Pour protéger vos droits et pour un meilleur service client, nous vous demandons de porter attention à nos règles de garantie.</p> <p>1. Dans un délai de 18 mois depuis la date d'achat, les réparations sont garanties dues aux dysfonctionnements des circuits électriques. Les dommages de l'homme tels que les démontages, les collisions, les contacts incorrects, les submersions dans l'eau, la tension ou l'intensité incorrecte et les désastres naturels tels que les incendies, les inondations, les séismes, les rats causant des dégâts ne sont pas couverts par la garantie.</p> <p>2. Les pièces consommables (tels que les pièces) et les pièces de remplacement ne sont pas incluses dans la garantie.</p> <p>31</p> | <p>Systèmes d'exploitation supports</p> <p>Windows XP/Vista/Win7/Win8/Win10</p> <p>Description des Boutons</p> <ol style="list-style-type: none"> 1. Bouton souris gauche 2. Bouton souris droit 3. Roulette de défilement utilisée comme bouton central de la souris 4. Bouton d'avancement 5. Bouton de recul 6. Bouton PPP+ : augmentation des PPP (défini par défaut comme accélérateur du curseur) 7. Bouton PPP- : réduction des PPP (défini par défaut comme ralentisseur du curseur) 8. Bouton de mode utilisateur (permet de commuter parmi les cinq modes utilisateur) <p>Introduction des Voyants</p> <p>Voyant indicateur du mode de fonctionnement : situé sous la roulette de défilement (la LED clignote pendant 3 secondes)</p> <p>Rouge — Mode de fonctionnement 1(500DPI) Bleu — Mode de fonctionnement 2(1000DPI) Vert — Mode de fonctionnement 3(2000DPI) Violet — Mode de fonctionnement 4(3000DPI) Jaune — Mode de fonctionnement 5(6200DPI)</p> <p>32</p> | <p>Instructions concernant le logiciel</p> <p>Après avoir téléchargé et installé le logiciel, l'utilisateur peut définir les éléments suivants :</p> <ol style="list-style-type: none"> 1. Réglage des PPP de la souris de 100 à 12400 PPP 2. Fonction de frappe continue : définition du nombre de clics et du temps de retard. 3. Réglage de l'effet de rétro-éclairage : Respiration / Arc-en-ciel / Pleins feux / Eclair/ARRÊT 4. Personnalisation des boutons de la souris. 5. Réglez le taux d'interrogation à 125, 250, 500 ou 1000 Hz. 6. Définissez cinq modes utilisateur différents, et commutiez entre eux à l'aide du bouton de mode utilisateur. <p>33</p> | <p>Questions et Réponses</p> <ol style="list-style-type: none"> 1. Si la souris ne répond pas, veuillez vérifier si la souris est branchée correctement dans le port USB correspondant, ou essayez un autre port USB. 2. Si la souris bouge lentement, saute ou avec délai, veuillez essayer une autre surface. Les surfaces sombres, sales, non plates, brillantes peuvent affecter la performance de la souris. Un tapis de souris est fortement recommandé. <p>34</p> | <table border="1"> <thead> <tr> <th>Pièces</th> <th>Pb</th> <th>Hg</th> <th>Cd</th> <th>Cr(VI)</th> <th>PBB</th> <th>PBDE</th> </tr> </thead> <tbody> <tr> <td>Pièces plastiques</td> <td>○</td> <td>○</td> <td>○</td> <td>○</td> <td>○</td> <td>○</td> </tr> <tr> <td>Pièces métalliques</td> <td>○</td> <td>○</td> <td>○</td> <td>○</td> <td>○</td> <td>○</td> </tr> <tr> <td>Circuits intégrés</td> <td>○</td> <td>○</td> <td>○</td> <td>○</td> <td>○</td> <td>○</td> </tr> <tr> <td>Cable</td> <td>○</td> <td>○</td> <td>○</td> <td>○</td> <td>○</td> <td>○</td> </tr> </tbody> </table> <p>Remarque: ○ = indique le pourcentage de substances toxiques ou nuisibles dans les pièces.</p> <p> Nos produits ne contiennent pas de substances toxiques ou nuisibles et sont respectueux de l'environnement, ils peuvent être recyclés.</p> <p>35</p> | Pièces | Pb | Hg | Cd | Cr(VI) | PBB | PBDE | Pièces plastiques | ○ | ○ | ○ | ○ | ○ | ○ | Pièces métalliques | ○ | ○ | ○ | ○ | ○ | ○ | Circuits intégrés | ○ | ○ | ○ | ○ | ○ | ○ | Cable | ○ | ○ | ○ | ○ | ○ | ○ | <p>Nom du Produit</p> <p>La garantie est valide pendant 18 mois après la date d'achat.</p> <p>Jour Mois Année</p> <p>Client</p> <p>Non: _____</p> <p>Téléphone: _____ Code Postal: _____</p> <p>Adresse: _____</p> <p>Fournisseur</p> <p>Adresse: _____</p> <p>Téléphone: _____ Code Postal: _____</p> <p>36</p> |
| Pièces | Pb | Hg | Cd | Cr(VI) | PBB | PBDE | | | | | | | | | | | | | | | | | | | | | | | | | | | | | | | | | | |
| Pièces plastiques | ○ | ○ | ○ | ○ | ○ | ○ | | | | | | | | | | | | | | | | | | | | | | | | | | | | | | | | | | |
| Pièces métalliques | ○ | ○ | ○ | ○ | ○ | ○ | | | | | | | | | | | | | | | | | | | | | | | | | | | | | | | | | | |
| Circuits intégrés | ○ | ○ | ○ | ○ | ○ | ○ | | | | | | | | | | | | | | | | | | | | | | | | | | | | | | | | | | |
| Cable | ○ | ○ | ○ | ○ | ○ | ○ | | | | | | | | | | | | | | | | | | | | | | | | | | | | | | | | | | |
| <p>ES</p> <p>Estimado usuario</p> <p>Gracias por elegir REDRAGON Lite. Para proteger sus derechos y obtener un mejor servicio al cliente, le pedimos que preste atención a las reglas de la garantía.</p> <p>1. En los próximos 18 meses luego de la fecha de compra, se cubrirán fallas causadas por problemas en el circuito eléctrico. Los daños causados por maltrato, como desmontajes, colisiones, contacto con agua, conexión a voltaje incorrecto, o desastres naturales, como fuego, inundación, terremotos, ratas, etc., no serán cubiertos por la garantía.</p> <p>2. Piezas consumibles (como pín) y piezas de reemplazo adicionales, no están incluidas en nuestra garantía.</p> <p>37</p> | <p>Soport técnico</p> <p>Windows XP/Vista/Win7/Win8/Win10</p> <p>Instrucciones de teclas</p> <ol style="list-style-type: none"> 1. Botón de mouse izquierdo. 2. Botón de mouse derecho. 3. Botón de rueda de desplazamiento (conocido como botón central del ratón). 4. Botón de avance 5. Botón de retroceso 6. PPP y botón +: aumentar PPP (Predefinida para acelerar el cursor) 7. PPP y botón -: disminuir PPP (Predefinido para ralentizar el cursor) 8. Botón del modo de usuario (utilizado para cambiar entre los cinco modos de usuario) <p>Indicadores de los LEDs</p> <p>Luz indicadora de modo de funcionamiento: situado debajo del botón de rueda de desplazamiento (el LED destellará por 3 segundos)</p> <p>Rojo - Modo de funcionamiento 1(500DPI) Azul - Modo de funcionamiento 2(1000DPI) Verde - Modo de funcionamiento 3(2000DPI) Púrpura - Modo de funcionamiento 4(3000DPI) Amarillo - Modo de funcionamiento 5(6200DPI)</p> <p>38</p> | <p>Instrucciones del software</p> <p>El usuario puede ajustar los elementos siguientes mediante el software después de descargarlo e instalarlo.</p> <ol style="list-style-type: none"> 1. Ajuste de DPI del mouse de 100 a 12400DPI 2. Función de pulsación de teclas continua: establece el número de clics y el tiempo de demora. 3. Ajuste del efecto de retroiluminación: Respiration / Arco iris / Plena iluminación / Parpadeo/ Apagado. 4. Personalizar los botones del mouse. 5. Ajuste de Polling Rate 125HZ / 250HZ / 500HZ / 1000HZ 6. Establece 5 modos de usuario diferentes y cambie entre ellos con el botón de modo de usuario. <p>39</p> | <p>Preguntas y respuestas</p> <ol style="list-style-type: none"> 1. Si el mouse no está respondiendo, por favor controle que el mouse esté enchufado correctamente en el puerto USB de la computadora o pruebe con otros puertos USB. 2. Si el mouse se mueve lento, salta o con retraso, por favor pruebe en otra superficie. Las superficies oscuras, sucias, brillantes o no planas pueden afectar el funcionamiento del mouse. El uso de un pad es estrictamente recomendado. <p>40</p> | <table border="1"> <thead> <tr> <th>Piezas</th> <th>Pb</th> <th>Hg</th> <th>Cd</th> <th>Cr(VI)</th> <th>PBB</th> <th>PBDE</th> </tr> </thead> <tbody> <tr> <td>Piezas de plástico</td> <td>○</td> <td>○</td> <td>○</td> <td>○</td> <td>○</td> <td>○</td> </tr> <tr> <td>Piezas de metal</td> <td>○</td> <td>○</td> <td>○</td> <td>○</td> <td>○</td> <td>○</td> </tr> <tr> <td>Componentes del circuito</td> <td>○</td> <td>○</td> <td>○</td> <td>○</td> <td>○</td> <td>○</td> </tr> <tr> <td>Cable</td> <td>○</td> <td>○</td> <td>○</td> <td>○</td> <td>○</td> <td>○</td> </tr> </tbody> </table> <p>Nota: ○ = indica el porcentaje de sustancias dañinas o tóxicas en las piezas.</p> <p> Nuestros productos no contienen sustancias tóxicas o dañinas y son amigables con el medio ambiente. Nuestros productos pueden ser reciclables.</p> <p>41</p> | Piezas | Pb | Hg | Cd | Cr(VI) | PBB | PBDE | Piezas de plástico | ○ | ○ | ○ | ○ | ○ | ○ | Piezas de metal | ○ | ○ | ○ | ○ | ○ | ○ | Componentes del circuito | ○ | ○ | ○ | ○ | ○ | ○ | Cable | ○ | ○ | ○ | ○ | ○ | ○ | <p>Nombre del producto</p> <p>La garantía es válida dentro de los 18 meses a partir de la fecha de compra.</p> <p>Día Mes Año</p> <p>Cliente</p> <p>Nombre: _____</p> <p>Teléfono: _____ Código postal: _____</p> <p>Dirección: _____</p> <p>Mayorista</p> <p>Dirección: _____</p> <p>Teléfono: _____ Código postal: _____</p> <p>42</p> |
| Piezas | Pb | Hg | Cd | Cr(VI) | PBB | PBDE | | | | | | | | | | | | | | | | | | | | | | | | | | | | | | | | | | |
| Piezas de plástico | ○ | ○ | ○ | ○ | ○ | ○ | | | | | | | | | | | | | | | | | | | | | | | | | | | | | | | | | | |
| Piezas de metal | ○ | ○ | ○ | ○ | ○ | ○ | | | | | | | | | | | | | | | | | | | | | | | | | | | | | | | | | | |
| Componentes del circuito | ○ | ○ | ○ | ○ | ○ | ○ | | | | | | | | | | | | | | | | | | | | | | | | | | | | | | | | | | |
| Cable | ○ | ○ | ○ | ○ | ○ | ○ | | | | | | | | | | | | | | | | | | | | | | | | | | | | | | | | | | |
| <p>ROMANIA</p> <p>Stimate utilizator</p> <p>Vă mulțumim că ați ales brandul REDRAGON pentru a vă proteja drepturile și pentru servicii de clienți mă bune, vă rugăm să rețineți regulamentul garanției.</p> <p>1. În termen de 18 luni de la data achiziției sunt garantate reparațiile daunelor cauzate de probleme ale circuitului electric. Avaria cauzate de utilizator cum ar fi desmontarea, impacturi dure, scufundarea în apă, conectarea la surse de curent sau voltaj improprii și avaria cauzate de dezastru natural cum ar fi incendii, inundații sau cutremurele nu sunt incluse.</p> <p>2. Încălcarea părților consumabile (cum ar fi degetul de pe talpă) și a părților de rezervă nu sunt incluse în garanția noastră.</p> <p>43</p> | <p>Soport sistem de operare</p> <p>Windows XP/ Vista/ Win 7/ Win 8/ Win 10</p> <p>Instrucțiuni pentru butoane</p> <ol style="list-style-type: none"> 1. Buton mouse stânga. 2. Buton mouse dreapta. 3. Buton roțiță de deflare (se face clic ca pe butonul din mijloc al mouse-ului). 4. Buton înainte 5. Buton înapoi 6. Buton DPI + : creșterea DPI (implicit pentru a accelera cursorul) 7. Buton DPI - : scăderea DPI (implicit pentru a încetini cursorul) 8. Buton Mod utilizator (pentru a comuta între cinci moduri de utilizare) <p>Instrucțiuni pentru iluminare</p> <p>Indicator luminos mod de funcționare: sub roțița de deflare a LED-ului va clipi timp de 3 secunde</p> <p>Roșu - Mod de funcționare 1(500DPI) Albastru - Mod de funcționare 2(1000DPI) Verde - Mod de funcționare 3(2000DPI) Mov - Mod de funcționare 4(3000DPI) Galben - Mod de funcționare 5(6200DPI)</p> <p>44</p> | <p>Instrucțiuni software</p> <p>Utilizatorul poate seta următoarele elemente prin intermediul software-ului după ce îl descarcă și îl instalează.</p> <ol style="list-style-type: none"> 1. Ajustați valoarea DPI a mouse-ului de la 100 la 12400 DPI 2. Funcție de tastare continuă: stabiliți numărul de clicuri și timpul de întârziere. 3. Ajustați efectul de retroiluminare: Respiration/Curcubeu/Complet iluminat/Clipește/OPF 4. Particularități butonale mouse-ului. 5. Ajustați rata de eșantionare: 125 Hz/250 Hz/500 Hz/1000 Hz. 6. Setați cinci moduri de utilizare diferite și comutați între ele cu butonul pentru modul de utilizare. <p>45</p> | <p>Întrebări frecvente</p> <ol style="list-style-type: none"> 1. Dacă mouse-ul nu răspunde, vă rugăm să verificați dacă mouse-ul este conectat corect în portul USB corespunzător sau încercați alt port USB. 2. Dacă mouse-ul se mișcă încet, sare sau are întârziere, vă rugăm să încercați altă suprafață. Suprafețele închise la culoare, murdare, care nu sunt plane sau luminoase pot afecta performanțele mouse-ului. Utilizarea unui mouse pad este puternic recomandată. <p>46</p> | <table border="1"> <thead> <tr> <th>Componente</th> <th>Pb</th> <th>Hg</th> <th>Cd</th> <th>Cr(VI)</th> <th>PBB</th> <th>PBDE</th> </tr> </thead> <tbody> <tr> <td>Componente din plastic</td> <td>○</td> <td>○</td> <td>○</td> <td>○</td> <td>○</td> <td>○</td> </tr> <tr> <td>Componente metalice</td> <td>○</td> <td>○</td> <td>○</td> <td>○</td> <td>○</td> <td>○</td> </tr> <tr> <td>Componente circuit</td> <td>○</td> <td>○</td> <td>○</td> <td>○</td> <td>○</td> <td>○</td> </tr> <tr> <td>Cablu</td> <td>○</td> <td>○</td> <td>○</td> <td>○</td> <td>○</td> <td>○</td> </tr> </tbody> </table> <p>Nota: ○ = indică procentajul substanțelor toxice sau nocive din componente.</p> <p> Produsele noastre nu conțin substanțe toxice sau nocive. Acestea sunt prietenoase cu mediul înconjurător și pot fi reciclate.</p> <p>47</p> | Componente | Pb | Hg | Cd | Cr(VI) | PBB | PBDE | Componente din plastic | ○ | ○ | ○ | ○ | ○ | ○ | Componente metalice | ○ | ○ | ○ | ○ | ○ | ○ | Componente circuit | ○ | ○ | ○ | ○ | ○ | ○ | Cablu | ○ | ○ | ○ | ○ | ○ | ○ | <p>Numărul produsului</p> <p>Garanția este valabilă 18 luni de la data achiziționării.</p> <p>Zi Lună An</p> <p>Client</p> <p>Num: _____</p> <p>Tel: _____ Cod postal: _____</p> <p>Adresa: _____</p> <p>Vanzator</p> <p>Adresa: _____</p> <p>Tel: _____ Cod postal: _____</p> <p>48</p> |
| Componente | Pb | Hg | Cd | Cr(VI) | PBB | PBDE | | | | | | | | | | | | | | | | | | | | | | | | | | | | | | | | | | |
| Componente din plastic | ○ | ○ | ○ | ○ | ○ | ○ | | | | | | | | | | | | | | | | | | | | | | | | | | | | | | | | | | |
| Componente metalice | ○ | ○ | ○ | ○ | ○ | ○ | | | | | | | | | | | | | | | | | | | | | | | | | | | | | | | | | | |
| Componente circuit | ○ | ○ | ○ | ○ | ○ | ○ | | | | | | | | | | | | | | | | | | | | | | | | | | | | | | | | | | |
| Cablu | ○ | ○ | ○ | ○ | ○ | ○ | | | | | | | | | | | | | | | | | | | | | | | | | | | | | | | | | | |
| <p></p> <p>IT</p> <p>Gentile Utente</p> <p>Grazie di avere scelto il brand REDRAGON. Per proteggere i diritti dei nostri clienti e offrire servizio di assistenza migliore, consigliamo di leggere le nostre clausole di garanzia.</p> <p>1. Le riparazioni per guasti causati da problemi al circuito elettrico sono garantite per 18 mesi dalla data di acquisto. Sono esclusi i danni da uso improprio e negligenza, ad esempio smontaggio, forti urti, immersione in acqua, collegamento a una tensione/corrente errate, e danni causati da calamità naturali (come incendi, inondazioni o sismi).</p> <p>2. Sono esclusi dalla garanzia i componenti usurabili (ad esempio i piedini) e sostituibili.</p> <p>49</p> | <p>Sistemi operativi supportati</p> <p>Windows XP/ Vista/ Win 7/ Win 8/ Win 10</p> <p>Istruzioni per i pulsanti</p> <ol style="list-style-type: none"> 1. Pulsante sinistro. 2. Pulsante destro. 3. Pulsante ruota di scorrimento (cliccato come pulsante centrale del mouse) 4. Pulsante avanti 5. Pulsante indietro 6. Pulsante DPI + : aumenta DPI (Valore predefinito per velocizzare il cursore) 7. Pulsante DPI - : riduci DPI (Valore predefinito per rallentare il cursore) 8. Pulsante modalità Utente (usato per spostarsi fra le cinque modalità utente) <p>Istruzioni luci</p> <p>Spia della modalità di funzionamento: Si trova sotto il tasto della ruota di scorrimento (il LED lampeggia per 3 secondi)</p> <p>Rosso - Modalità di funzionamento 1(500DPI) Blu - Modalità di funzionamento 2(1000DPI) Verde - Modalità di funzionamento 3(2000DPI) Viola - Modalità di funzionamento 4(3000DPI) Giallo - Modalità di funzionamento 5(6200DPI)</p> <p>50</p> | <p>Istruzioni Software</p> <p>L'utente può impostare i seguenti elementi tramite il software dopo averlo scaricato e installato.</p> <ol style="list-style-type: none"> 1. Regolare il DPI del mouse da 100 a 12400DPI 2. Funzione tasti premuti continui: impostare il numero di clic e il tempo di ritardo. 3. Regolare l'effetto retroilluminazione: lampeggiamento/arcobaleno/illuminazione piena/onda lampeggiamento/OPF. 4. Personalizzare i pulsanti del mouse. 5. Regolare la velocità di polling: 125HZ/250HZ/500HZ/1000HZ. 6. Impostare cinque modalità utente diverse e alternare fra loro col pulsante modalità utente. <p>FAQ</p> <ol style="list-style-type: none"> 1. Se il mouse non risponde, controllare se è collegato correttamente alla porta USB del computer; altrimenti provare con un'altra porta USB. 2. Se il cursore si sposta lentamente, a scatti o a intermittenza, provare su un'altra superficie. Superfici scure, sporche, non lisce o luminose possono compromettere le prestazioni del mouse. Si consiglia di usare un tappetino per mouse. <p>51</p> | <table border="1"> <thead> <tr> <th>Componenti</th> <th>Pb</th> <th>Hg</th> <th>Cd</th> <th>Cr(VI)</th> <th>PBB</th> <th>PBDE</th> </tr> </thead> <tbody> <tr> <td>Componenti in plastica</td> <td>○</td> <td>○</td> <td>○</td> <td>○</td> <td>○</td> <td>○</td> </tr> <tr> <td>Componenti in metallo</td> <td>○</td> <td>○</td> <td>○</td> <td>○</td> <td>○</td> <td>○</td> </tr> <tr> <td>Componenti di circuiti</td> <td>○</td> <td>○</td> <td>○</td> <td>○</td> <td>○</td> <td>○</td> </tr> <tr> <td>Cavo</td> <td>○</td> <td>○</td> <td>○</td> <td>○</td> <td>○</td> <td>○</td> </tr> </tbody> </table> <p>Nota: ○ = indica la percentuale di sostanze tossiche o nocive nei componenti.</p> <p> I nostri prodotti non contengono sostanze tossiche o nocive. Sono ecologici e riciclabili.</p> <p>52</p> | Componenti | Pb | Hg | Cd | Cr(VI) | PBB | PBDE | Componenti in plastica | ○ | ○ | ○ | ○ | ○ | ○ | Componenti in metallo | ○ | ○ | ○ | ○ | ○ | ○ | Componenti di circuiti | ○ | ○ | ○ | ○ | ○ | ○ | Cavo | ○ | ○ | ○ | ○ | ○ | ○ | <p>Nome del prodotto</p> <p>La garanzia è valida per un periodo di 18 mesi dalla data d'acquisto.</p> <p>Giorno Mese Anno</p> <p>Cliente</p> <p>Nome: _____</p> <p>Tel: _____ C.A.P.: _____</p> <p>Indirizzo: _____</p> <p>Rivenditore al dettaglio</p> <p>Indirizzo: _____</p> <p>Tel: _____ C.A.P.: _____</p> <p>53</p> | <p>Nome del prodotto</p> <p>La garanzia è valida per un periodo di 18 mesi dalla data d'acquisto.</p> <p>Giorno Mese Anno</p> <p>Cliente</p> <p>Nome: _____</p> <p>Tel: _____ C.A.P.: _____</p> <p>Indirizzo: _____</p> <p>Rivenditore al dettaglio</p> <p>Indirizzo: _____</p> <p>Tel: _____ C.A.P.: _____</p> <p>54</p> |
| Componenti | Pb | Hg | Cd | Cr(VI) | PBB | PBDE | | | | | | | | | | | | | | | | | | | | | | | | | | | | | | | | | | |
| Componenti in plastica | ○ | ○ | ○ | ○ | ○ | ○ | | | | | | | | | | | | | | | | | | | | | | | | | | | | | | | | | | |
| Componenti in metallo | ○ | ○ | ○ | ○ | ○ | ○ | | | | | | | | | | | | | | | | | | | | | | | | | | | | | | | | | | |
| Componenti di circuiti | ○ | ○ | ○ | ○ | ○ | ○ | | | | | | | | | | | | | | | | | | | | | | | | | | | | | | | | | | |
| Cavo | ○ | ○ | ○ | ○ | ○ | ○ | | | | | | | | | | | | | | | | | | | | | | | | | | | | | | | | | | |